



Recessed

VersaForm

2'x2', 4000 lm
3000/3500/4000K



Project: _____
 Spec Type: _____
 Catalog No: 4122DxxxL8xD _____
 Qty _____
 Line Notes: _____

Specifically designed to blend high performance LED technology with versatile options to suit any area, VersaForm allows you to enjoy the latest LED energy efficiencies in concert with your unique style, and as your needs evolve, it's simple to change or upgrade with our unique detachable light engine.

Ordering guide

Product Type	Version	Configuration	Light Source *	CRI/CCT	Lumens *	Housing	Wiring †	Voltage	Driver
4122		ST	L		D				
VersaForm 2'x2'	D1 Standard T Grid D2 Slot T Grid A1 Air Return on Standard T Grid A2 Air Return on Slot T Grid S1 Discrete Surface Mount	ST Standalone	L LED	8C CRI 80 3000K 8B CRI 80 3500K 8A CRI 80 4000K 9B CRI 90 3500K	E 3000 lm D 4000 lm	S Standard C Chicago Plenum	7 1 cct Dimming N 1 cct Dimming + EM Batt Pack T 1 cct Step Dimming	1 120V 2 277V 3 347V	E Philips Advance 0-10V (1% dim)

* Nominal values within a range. Consult photometry data for color temp, lumens & distribution of chosen configuration.
 † Not all wiring types are available with all configurations. Consult Philips Ledalite for a complete list of available options.

Upgrades & Accessories Please indicate with check mark.

- Drywall Kit Trim Mount
- Flex Whip

Integrated Controls Please indicate with check mark.

- Response Daylight Single Zone (DS)



VersaForm

2'x2', 4000 lm
3000/3500/4000K

Optical System

The optical frame assembly consists of integrated LED arrays edge lighting a light guide panel in order to deliver uniform controlled light through a lower lens. The optical frame ends are constructed from die-formed cold-rolled steel, assembled together with extruded aluminum profiles in a sturdy frame. The frame is hinged (side marked) to allow easy access to the inside of the fixture. Maintenance can be performed from below the ceiling.

Finish

Housing and frame painted, high quality, powder coated matte white only.

Housing

Die-formed, post painted, 22 gauge cold-rolled steel. Wire entrance with additional knock-out available on top side for electrical connections.

Weight

Maximum 28lbs (2x4); 21lbs (1x4); 15lbs (2x2).

Electrical

Factory pre-wired with driver safety disconnect.

Mounting

Recessed: Fixtures can be fastened directly to the T-bar grid and/or tied-off to the building structure. Optional drywall kit trim mount can be fastened to a wood frame or with hangar wire. Continuous row mounting not available with drywall kit trim mounts.

Surface: Fixtures can be mounted over recessed junction box and side entry also available.

Standard Driver

Philips Advance Xitanium 0-10V, 1-100%, Class 2 rated output. Consult Philips Ledalite for other available drivers.

Standard Battery Pack

Philips Bodine, 90 min, 10W, Class 2 rated output, Emergency lumen output = 10W x luminaire efficacy x 1.1. Typical output: 1100lm.

Lumen Maintenance

LEDs have been tested by the manufacturer in accordance with IESNA LM-80-08. At an ambient temperature of 25°C, the LED lumen maintenance expectation according to IES TM-21-11 is: L₉₀ (9k) >54,000 hrs (**Reported** methodology). L₈₀ (9k) 145,000 hrs (**Projected** methodology).

Source Color

LEDs rated for color rendering CRI >80, R9 >0 and fixture to fixture color accuracy within 2 SDCM.

Controls

Available with the following integrated controls: Response daylight sensor (for single zone).

Wiring

Recessed: Optional flex whips are supplied in 6' lengths. **Surface:** Standard wiring configurations available.

Approvals

Certified to UL, CSA, and IES standards. City of Chicago Approved CCEA (housing option C). Certain versions without battery packs are DesignLights Consortium® qualified. Please see the DLC QPL list for exact catalog numbers (www.designlights.org/QPL).

Warranty

Five-year luminaire limited warranty including LED boards and driver.

USA: <http://www.usa.lighting.philips.com/support/support/warranty>

Canada: <http://www.lighting.philips.ca/support/support/warranty>

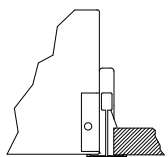
Environment

Rated for dry & damp locations in operating ambient temperatures of 0-25°C (32-77°F). Many luminaire components, such as reflectors, refractors, lenses, and LEDs are made from various types of plastics which can be adversely affected by airborne contaminants. If sulfur based chemicals, petroleum based products, cleaning solutions, or other contaminants are expected in the intended area of use, consult factory for compatibility. Damage caused by sulfur, chlorine, petroleum based solution or other contaminants are not covered under warranty.

Due to continuing product improvements, Philips Ledalite reserves the right to change the specifications without notice.

Options and Details

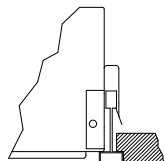
Mounting



9/16"
24mm Tee D1 option

D1 Standard T-Grid

Option D1 works with 9/16" and 15/16" flat T-grid ceilings. It can also be used with slot T-grid ceilings, but it will not sit flush with the bottom of the T-bar.



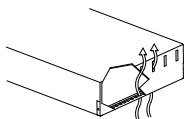
9/16"
14mm Bolt Slot Tee D2 option

D2 Slot T-Grid

Option D2 is designed to sit close to flush with slot T-grid ceilings and some tegular tile ceiling types.

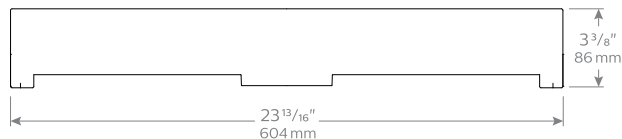
Air Return

Air return is available with the VersaForm 2'x2' & 2'x4' options. Vent area is finished in black.

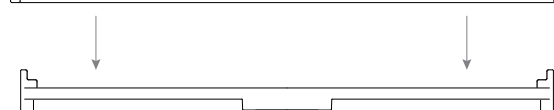



Cross Section

Cross Section



Housing

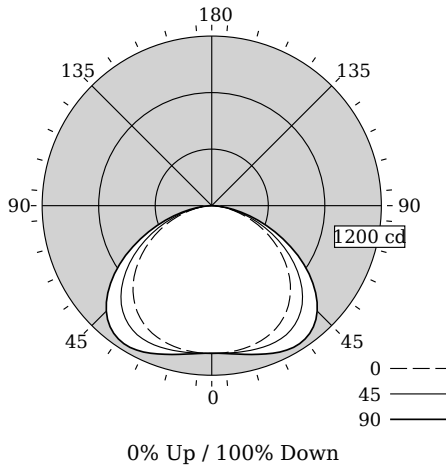


Light Engine

VersaForm

2'x2', 4000 lm
3000/3500/4000K

Photometry - 3500K



Candela Distribution

Vertical Angle	Horizontal Angle					Zonal Lumens
	0	22.5	45	67.5	90	
0	1045	1045	1045	1045	1045	0
5	1045	1046	1048	1049	1050	100
15	1031	1040	1060	1080	1090	301
25	996	1016	1065	1119	1143	493
35	918	949	1026	1113	1152	644
45	787	819	908	1007	1055	703
55	605	633	710	796	841	638
65	403	421	470	529	556	470
75	203	212	234	262	277	252
85	46	48	50	55	59	62
90	0	0	0	0	0	0
95	0	0	0	0	0	0
105	0	0	0	0	0	0
115	0	0	0	0	0	0
125	0	0	0	0	0	0
135	0	0	0	0	0	0
145	0	0	0	0	0	0
155	0	0	0	0	0	0
165	0	0	0	0	0	0
175	0	0	0	0	0	0
180	0	0	0	0	0	0

Fixture photometry has been conducted in accordance with IESNA LM-79-08

IES files for this and other photometric options can be downloaded online at www.lightingproducts.philips.com

Coefficients of Utilization (%)

RCR	Ceiling		80		70		50		0	
	Wall	70	50	30	10	70	50	30	10	0
0	119	119	119	119	116	116	111	111	111	100
1	109	104	99	96	106	101	98	97	94	83
2	98	90	83	77	96	88	82	85	79	69
3	89	79	70	64	87	77	69	74	67	58
4	82	69	60	53	79	68	60	65	58	49
5	75	62	52	46	73	61	52	58	51	42
6	69	55	46	40	67	54	46	52	45	36
7	64	50	41	35	62	49	41	48	40	32
8	59	45	37	31	58	45	36	43	36	28
9	55	41	33	27	54	41	33	40	32	25
10	52	38	30	25	50	38	30	37	29	22

Avg. Luminance (cd/m2)

Vertical Angle	Horizontal Angle		
	0	45	90
55	3426	4022	4760
65	3100	3610	4275
75	2547	2940	3474
85	1727	1867	2194

Distribution Summary

Hemisphere	0% Up / 100% Down
Spacing Along (0 °)	1.36
Spacing Across (90 °)	1.63

Philips Ledalite

Lighting facts
A Program of the U.S. DOE

Light Output (Lumens) **3663**

Watts **36.1**

Lumens per Watt (Efficacy) **101**

Color Accuracy **82**

Color Rendering Index (CRI)

Light Color **3348 (Bright White)**

Correlated Color Temperature (CCT)

2700K 3000K 4500K 6500K

Warranty** **Yes**

All results, except LED Lumen Maintenance, are according to IESNA LM-79-2008: Approved Method for the Electrical and Photometric Testing of Solid-State Lighting. The U.S. Department of Energy (DOE) verifies product test data and results.

** See www.lightingfacts.com/products for details.

Registration Number: F46Z-4YR8D2 (7/11/2014)
Model Number: 4x22xxxL8BD
Type: Luminaire - Troffer/Grd Ceiling

VersaForm

2'x2', 4000 lm
3000/3500/4000K

Optical Performance

Flux (lm)	3806	3663	3569
Efficacy (lm/W)	105.1	101.5	98.9
Power (W)	36.2	36.1	36.1
CCT (K)	3900	3348	3002
CRI	82	82	81
R9	11	6	3
x	0.3865	0.4162	0.4390
y	0.3849	0.4002	0.4086
Duv	0.0020	0.0020	0.0020

Electrical Performance - 3500K

Input Voltage	120V	277V	347V
Input Power	36.1W	35.9W	35.5W
Input Current	0.31A	0.14A	0.11A
Power Factor	0.986	0.906	0.967
Total Harm. Distortion	14.3%	18.5%	9.0%

Tested values . contact technical support for rated values. Off-state power zero unless certain controls are specified.

