

# Voice™

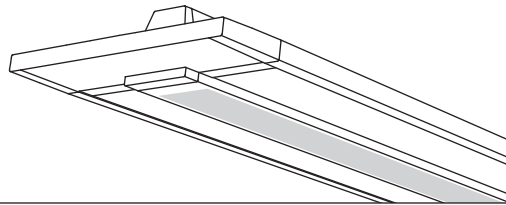


Project Name

Spec Type

Notes

Surface  
Direct/Indirect  
2 T5



## Order Guide

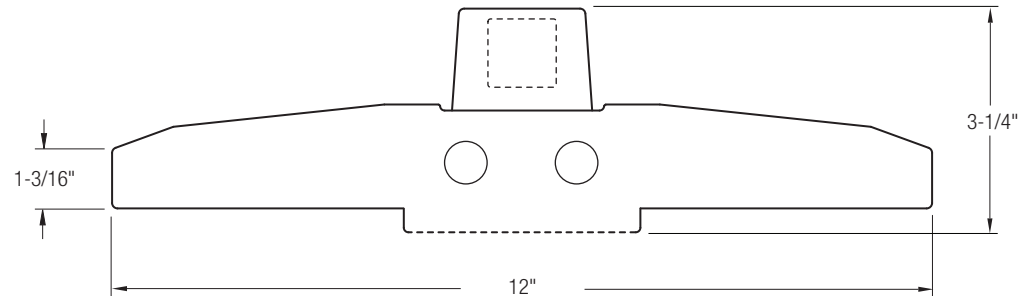
Some combinations of product options may not be available. Consult factory for assistance with your specification.

<b>7316</b>	<b>F02</b>			-		-		-	
Product Series & Type	Lamping	Lower Optics	Upper Optics	Run Length	Wiring	Voltage	Ballast	Color & Finish	
Voice Surface Direct/ Indirect	2 T5	I Slot Perf	N 60% Up / 40% Down G 20% Up / 80% Down J 100% Down	Enter the total run length in feet (4ft increments)	1 1 cct 2 2 cct 3 1 cct w/ Emergency cct 4 2 cct w/ Emergency cct 5 1 cct w/ Battery Pack 6 2 cct w/ Battery Pack 7 1 cct Dimming	1 120V 2 277V 3 347V	E Standard Ballast  Consult website for ballast manufacturer information	W Standard White	
						<h3>Mounting Hardware</h3> <input type="text"/> <p>SF Non-Accessible Ceiling (default if left blank) S61 T-Bar, on Grid (15/16") S62 T-Bar, on Grid (9/16") S63 T-Bar, on Grid (9/16" Slot)</p>			
				See details on reverse	Consult website for complete list of standard wiring options		See details on reverse		

## Upgrades & Accessories

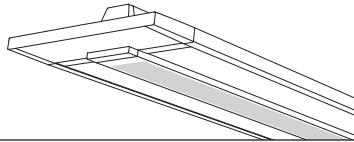
Please indicate with check mark.

<input type="checkbox"/> Lamps Included	<input type="checkbox"/> Lamps Included and Installed
<input type="checkbox"/> Flat Endcap See details on reverse	<input type="checkbox"/> Dust Cover Available with upper optics option N (options G & J include integral dust cover)
<input type="checkbox"/> Response Daylight (Integrated Controls) For details visit <a href="http://www.ledalite.com/response">www.ledalite.com/response</a>	



# Voice™

Surface  
Direct/Indirect  
2 T5



## Photometry Optics IN 60% Up / 40% Down

### Report Summary

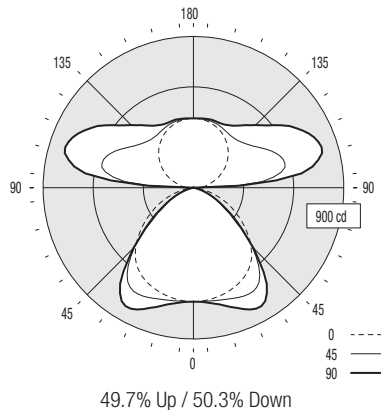
**Efficiency** 77.8%  
**Peak Candela Value\*** 804 @ 108°  
**Peak to Zenith Ratio\*** 2 : 1

**Report #** 9900803  
**Filename** 7306F02IN.ies  
\* Between 90-180° vertical angle

Meets RP-1-04 recommendations for VDT-Normal spaces

### Candela Distribution

Vertical Angle	Horizontal Angle					Zonal Lumens
	0	22.5	45	67.5	90	
0	678	678	678	678	678	
5	676	676	678	681	683	66
15	660	668	690	714	727	197
25	632	654	712	772	800	330
35	582	613	685	754	766	421
45	487	490	498	515	509	385
55	356	325	285	272	267	269
65	226	182	131	130	124	154
75	100	61	33	34	30	53
85	12	0	0	0	0	3
90	0	1	0	1	0	0
95	59	229	411	447	496	328
105	108	307	566	740	798	536
115	176	278	516	703	762	486
125	239	282	433	591	647	394
135	294	315	391	490	527	311
145	339	352	382	429	451	245
155	376	383	397	409	417	184
165	399	402	409	415	419	115
175	411	411	412	413	414	41
180	412	412	412	412	412	



### Coefficients of Utilization (%)

Ceiling: Wall:	80				70				50				0	
	70	50	30	10	70	50	30	10	50	30	10	0	0	
0 RCR	82	82	82	82	75	75	75	61	61	61	32			
1	76	72	70	67	69	66	64	54	53	51	28			
2	69	64	59	55	63	58	54	48	45	43	24			
3	63	56	51	46	57	51	47	43	39	36	21			
4	58	50	44	39	53	46	40	38	34	31	18			
5	53	44	38	34	48	41	35	34	30	27	15			
6	49	40	33	29	44	36	31	30	26	23	14			
7	45	36	30	25	41	33	28	28	23	20	12			
8	42	32	26	22	38	30	25	25	21	18	11			
9	39	29	24	20	35	27	22	23	19	16	10			
10	36	27	21	18	33	25	20	21	17	14	9			

Based on a floor reflectance of 0.2

### Avg. Luminance (cd/m²)

Vertical Angle	Horizontal Angle		
	0	45	90
55	1876	1502	1407
65	1616	937	887
75	1168	385	350
85	416	0	0

IES files for this and other photometric options can be downloaded online at [www.ledalite.com](http://www.ledalite.com)

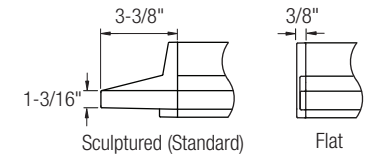
## Additional Information

### Modules

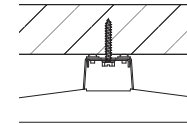
Module length excludes endcaps.  
Nominal mount spacing for individually mounted modules.

Module	Mount Spacing
4ft	4' 0"
8ft	8' 0"

### Endcap

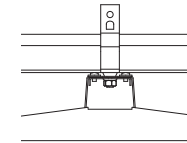


### Mounting Hardware



Non-Accessible Ceilings (Standard)

Mounting hardware supplied by others

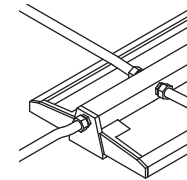


T-Bar (Requires Optional Mount Kit)

Caddy clip supplied by Ledalite

### Power Feed Locations

Multiple power feed locations available at fixture ends.



Wiring options for non-accessible ceilings shown. Additional top knockout can be used with T-Bar ceilings.

## Specifications

Due to continuing product improvements, Ledalite reserves the right to change specifications without notice.

### Housing

18 gauge die-formed cold-rolled steel, precision formed and welded.

### Weight

Maximum 5.5 lb/ft.

### Optical System

Optical frame is constructed from 20 gauge die-formed cold-rolled steel. The optical lens assembly consists of flat acrylic panels with a layer of MesoOptics® film that provides high-angle glare control and high efficiency. The panels are secured to a perforated center basket using an acrylic lens. Optical door frame is secured to housing with safety straps. Frame can be removed from housing using a lift-and-shift mechanism. No hardware is visible. Standard distribution is 60% up/ 40% down. Also available in 20% up / 80% down and 100% down distributions.

### Endcaps

Available with sculptured die-cast endcaps (standard) or flat die-cast endcaps (optional).

### Joints

Self-aligning joining system with hands-free pre-joining wire access.

### Mounting

Fixtures can be mounted directly to most common ceiling types, including T-bar grid and non-accessible ceilings. Wire access is available from top, side and ends. Continuous run mounting is limited to 32ft on T-bar grid but unlimited in other ceiling types.

### Electrical

Factory pre-wired to section ends with quick-wire connectors.

### Ballast

Electronic.

### Approvals

Certified to UL and CSA standards.

### Finish

High-quality powder coat. Available in Ledalite Standard White only (textured matte finish).