

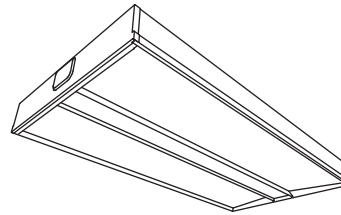

# Vectra



Recessed

2'x4'

3 T5HO



Project Name

Spec Type

Notes

## Order Guide

Some combinations of product options may not be available. Consult factory for assistance with your specification.

<b>9724</b>			<b>H354</b>	-		-		-		-	
Product Series & Size	Version	Configuration	Lamping	Housing	Wiring	Voltage	Ballast				
Vectra 2'x4'	<b>D1</b> Standard T-Grid <b>D2</b> Slot T-Grid <b>A1</b> Air Return on Standard T-Grid <b>A2</b> Air Return on Slot T-Grid	<b>ST</b> Standalone <b>CR</b> Continuous Row <b>CMS</b> Continuous Row Master/Satellite	3 T5HO (54W)	<b>S</b> Standard (22ga.) <b>C</b> Chicago Plenum <b>T</b> Standard w/ Frame Restraint	<b>1</b> 1 cct <b>2</b> 2 cct <b>5</b> 1 cct w/ Battery Pack <b>7</b> 1 cct Dimming	<b>1</b> 120V <b>2</b> 277V <b>3</b> 347V	<b>E</b> Standard Ballast				
	See details on next page				Consult website for complete list of standard wiring options		Consult website for ballast manufacturer information				

## Upgrades & Accessories

Please indicate with check mark.

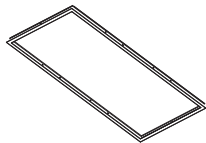
Lamps Included

Lamps Included & Installed

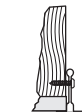
Job Pack

Flex Whip

Drywall Kit



Can be mounted to wood frame or with hanger wire

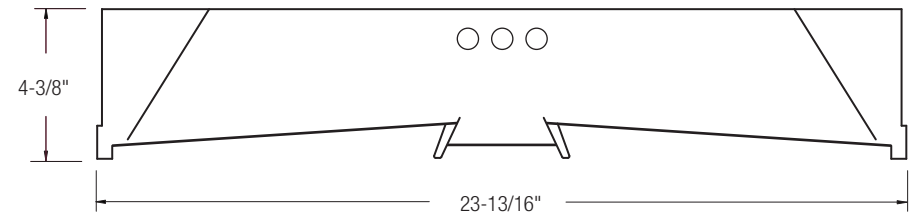


Wood Frame

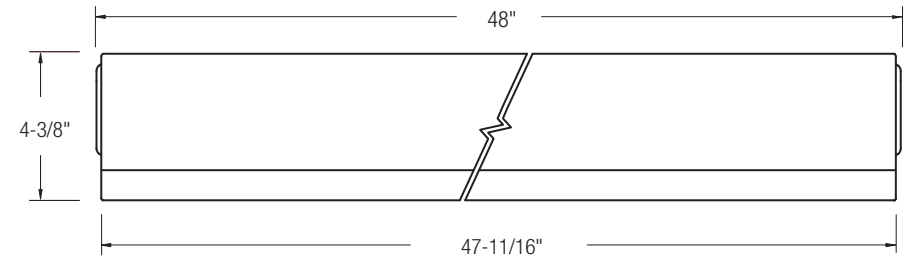


Hanger Wire

## Cross Section

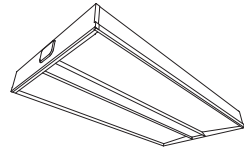


## Side View



# Vectra

Recessed  
2'x4'  
3 T5HO



## Photometry

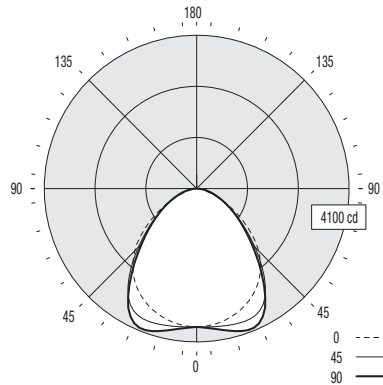
### Report Summary

Report # 9900130  
Filename 9724D1H354.ies  
Efficiency 66.7%

Spacing Criteria 1.28 @ 0° along  
1.36 @ 90° across

### Candela Distribution

Vertical Angle	Horizontal Angle					Zonal Lumens
	0	22.5	45	67.5	90	
0	3701	3701	3701	3701	3701	361
5	3681	3692	3714	3734	3747	1065
15	3555	3624	3764	3888	3946	1696
25	3315	3465	3742	3936	3975	1960
35	2935	3114	3227	3244	3160	1730
45	2352	2369	2219	2158	2095	1265
55	1544	1481	1355	1353	1325	775
65	773	790	750	788	773	368
75	254	306	346	391	387	86
85	26	57	74	96	85	
90	0	0	0	0	0	



### Coefficients of Utilization (%)

Ceiling: Wall:	80				70				50				0
	70	50	30	10	70	50	30	50	30	10	0	0	
0 RCR	79	79	79	79	77	77	77	74	74	74	66		
1	73	70	68	66	71	69	67	66	64	63	57		
2	67	62	58	55	66	61	57	59	56	53	49		
3	62	55	50	47	60	54	50	52	49	45	42		
4	57	50	44	40	55	49	44	47	43	39	37		
5	53	45	39	35	51	44	39	43	38	34	32		
6	49	40	35	31	47	40	34	39	34	30	29		
7	45	37	31	27	44	36	31	35	31	27	25		
8	42	34	28	25	41	33	28	32	28	24	23		
9	39	31	26	22	39	31	25	30	25	22	21		
10	37	29	23	20	36	28	23	28	23	20	19		

Based on a floor reflectance of 0.2

### Avg. Luminance (cd/m²)

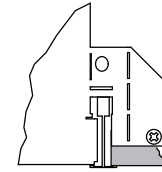
Vertical Angle	Horizontal Angle		
	0	45	90
55	3848	3377	3303
65	2615	2537	2615
75	1403	1911	2138
85	426	1214	1394

IES files for this and other photometric options can be downloaded online at [www.ledalite.com](http://www.ledalite.com)

## Additional Information

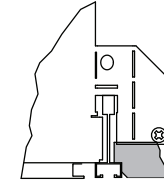
### Mounting

Integrates with most common T-bar ceiling types.



D1 Standard T-Grid

Option D1 works with 9/16" and 15/16" flat T-grid ceilings. It can also be used with slot T-grid ceilings, but it will not sit flush with the bottom of the T-bar.

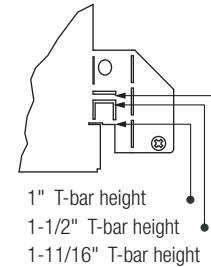


D2 Slot T-Grid

Option D2 is designed to sit flush with slot T-grid ceilings and some tegular tile ceiling types.

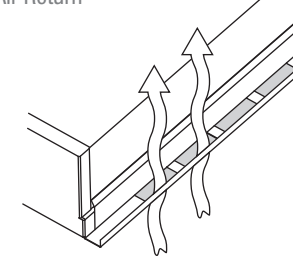
### Ceiling Types

Integrated mounting tabs can be field-adjusted to various T-bar ceiling heights for fastening directly to the T-bar grid and/or tied-off to the building structure.



1" T-bar height  
1-1/2" T-bar height  
1-11/16" T-bar height

### Air Return



The air return version features slotted vents along the sides of the fixture. As a result, the installation method of the air return version is different to the standard version, and the fixture cannot be installed in continuous rows.

## Specifications

Due to continuing product improvements, Ledalite reserves the right to change specifications without notice.

### Housing

Die-formed, post-painted, 22 gauge cold-rolled steel (New York City version is 20 gauge). Wire entrances are positioned on the side of the housing to allow easy wiring access for the installer. Multiple wire entrances are available on top or side to allow continuous row mounting of fixtures. Optional frame restraint is available to provide additional support to the optical frame.

### Weight

Maximum 40 lbs.

### Optical System

Optical assembly consists of flat acrylic panels and flat acrylic lens. A protected MesoOptics® film layer creates optimal light distribution and high efficiency. The optical frame ends are constructed from die-formed cold-rolled steel assembled together with extruded aluminum profiles in a sturdy frame. The frame is hinged to allow easy access to the inside of the fixture. Maintenance can be performed from below the ceiling without tools. No hardware is visible.

### Mounting

Fixture is compatible with most ceiling types. Integrated bend-out tabs are provided for different T-grid heights. Optional drywall kit is available for non-accessible ceilings. Use screws or hanger wire (supplied by others) to secure fixture.

### Ballast

Electronic. Supplied with pre-installed ballast disconnects as per national electric codes.

### Wiring

Optional flex whips are supplied in 6' lengths for 1x4, 2x2 and 2x4 fixtures. Flex connectors are supplied in 9' lengths for standard master/satellite configurations.

### Air Return

Air return option available in 2'x2' and 2'x4' sizes only. Side rails are finished in black.

### Approvals

Certified to UL & CSA Standards.  
City of Chicago Approved CCEA (housing option C).  
Designed to comply with NYC code requirements (Housing Option N).

### Finish

Housing and Frame: Post-painted, high quality powder coat. Available in white only.