

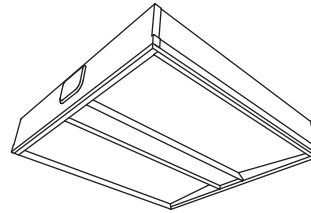
Vectra



Recessed

2'x2'

3 T8



Project Name

Spec Type

Notes

Order Guide

Some combinations of product options may not be available. Consult factory for assistance with your specification.

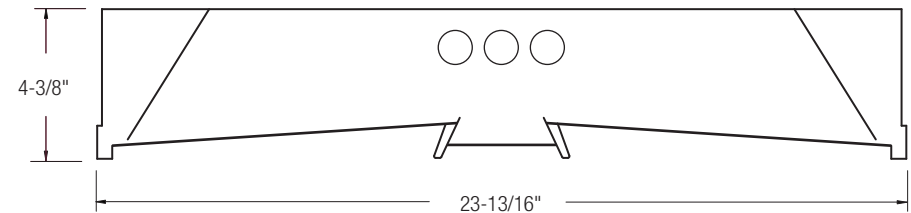
9722			T317	-		-		-		-	
Product Series & Size	Version	Configuration	Lamping	Housing	Wiring	Voltage	Ballast				
Vectra 2'x2'	D1 Standard T-Grid D2 Slot T-Grid A1 Air Return on Standard T-Grid A2 Air Return on Slot T-Grid	ST Standalone CR Continuous Row CMS Continuous Row Master/Satellite	3 T8 (17W)	S Standard (22ga.) C Chicago Plenum T Standard w/ Frame Restraint	1 1 cct 2 2 cct 5 1 cct w/ Battery Pack 7 1 cct Dimming	1 120V 2 277V 3 347V	E Standard Ballast				
	See details on next page				Consult website for complete list of standard wiring options		Consult website for ballast manufacturer information				

Upgrades & Accessories


Please indicate with check mark.

- | | |
|--|--|
| <input type="checkbox"/> Lamps Included | <input type="checkbox"/> Lamps Included & Installed |
| <input type="checkbox"/> Job Pack | <input type="checkbox"/> Flex Whip |
| <input type="checkbox"/> Drywall Kit | <p>Can be mounted to wood frame or with hanger wire</p> <p>Wood Frame Hanger Wire</p> |
| <input type="checkbox"/> Response Daylight | |
- For details visit www.ledalite.com/response

Cross Section

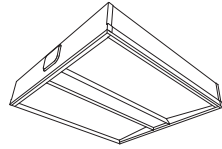


Side View



Vectra

Recessed
2'x2'
3 TB



Photometry

Report Summary

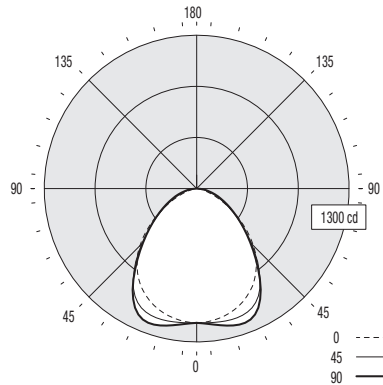
Report # 9900195
Filename 9722D1T317.ies
Efficiency 71.3%

Spacing Criteria 1.24 @ 0° along
1.34 @ 90° across

Meets RP-1-04 recommendations for VDT-Normal spaces

Candela Distribution

Vertical Angle	Horizontal Angle					Zonal Lumens
	0	22.5	45	67.5	90	
0	1139	1139	1139	1139	1139	
5	1132	1136	1142	1150	1152	112
15	1092	1109	1150	1187	1202	324
25	1010	1045	1116	1164	1178	507
35	878	910	944	947	941	577
45	685	674	662	649	646	511
55	435	418	414	418	421	376
65	213	220	234	250	256	234
75	71	85	112	129	134	115
85	9	15	28	34	35	29
90	0	0	0	0	0	



Coefficients of Utilization (%)

Ceiling: Wall:	80				70				50				0			
	70	50	30	10	70	50	30	10	70	50	30	10	70	50	30	10
0 RCR	85	85	85	85	83	83	83	79	79	79	79	71				
1	78	75	73	70	76	74	71	71	69	67	61					
2	72	67	62	59	70	65	61	63	60	57	53					
3	66	59	54	50	64	58	53	56	52	49	45					
4	61	53	47	43	59	52	47	50	46	42	39					
5	56	48	42	37	55	47	41	46	41	37	35					
6	52	43	37	33	51	43	37	41	36	33	31					
7	49	39	34	29	47	39	33	38	33	29	27					
8	45	36	30	26	44	36	30	35	30	26	25					
9	42	33	28	24	41	33	27	32	27	24	22					
10	40	31	25	22	39	30	25	30	25	21	20					

Based on a floor reflectance of 0.2

Avg. Luminance (cd/m²)

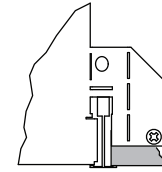
Vertical Angle	Horizontal Angle		
	0	45	90
55	2214	2107	2142
65	1471	1616	1768
75	801	1263	1511
85	301	938	1172

IES files for this and other photometric options can be downloaded online at www.ledalite.com

Additional Information

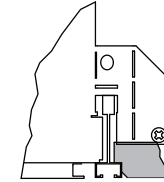
Mounting

Integrates with most common T-bar ceiling types.



D1 Standard T-Grid

Option D1 works with 9/16" and 15/16" flat T-grid ceilings. It can also be used with slot T-grid ceilings, but it will not sit flush with the bottom of the T-bar.

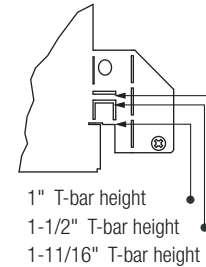


D2 Slot T-Grid

Option D2 is designed to sit flush with slot T-grid ceilings and some tegular tile ceiling types.

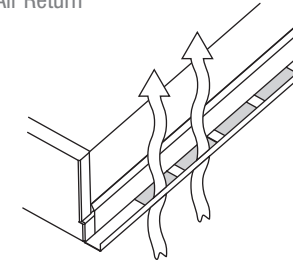
Ceiling Types

Integrated mounting tabs can be field-adjusted to various T-bar ceiling heights for fastening directly to the T-bar grid and/or tied-off to the building structure.



1" T-bar height
1-1/2" T-bar height
1-11/16" T-bar height

Air Return



The air return version features slotted vents along the sides of the fixture. As a result, the installation method of the air return version is different to the standard version, and the fixture cannot be installed in continuous rows.

Specifications

Due to continuing product improvements, Ledalite reserves the right to change specifications without notice.

Housing

Die-formed, post-painted, 22 gauge cold-rolled steel (New York City version is 20 gauge). Wire entrances are positioned on the side of the housing to allow easy wiring access for the installer. Multiple wire entrances are available on top or side to allow continuous row mounting of fixtures. Optional frame restraint is available to provide additional support to the optical frame.

Weight

Maximum 23 lbs.

Optical System

Optical assembly consists of flat acrylic panels and flat acrylic lens. A protected MesoOptics® film layer creates optimal light distribution and high efficiency. The optical frame ends are constructed from die-formed cold-rolled steel assembled together with extruded aluminum profiles in a sturdy frame. The frame is hinged to allow easy access to the inside of the fixture. Maintenance can be performed from below the ceiling without tools. No hardware is visible.

Mounting

Fixture is compatible with most ceiling types. Integrated bend-out tabs are provided for different T-grid heights. Optional drywall kit is available for non-accessible ceilings. Use screws or hanger wire (supplied by others) to secure fixture.

Ballast

Electronic. Supplied with pre-installed ballast disconnects as per national electric codes.

Wiring

Optional flex whips are supplied in 6' lengths for 1x4, 2x2 and 2x4 fixtures. Flex connectors are supplied in 9' lengths for standard master/satellite configurations.

Air Return

Air return option available in 2'x2' and 2'x4' sizes only. Side rails are finished in black.

Approvals

Certified to UL & CSA Standards.
City of Chicago Approved CCEA (housing option C).
Designed to comply with NYC code requirements (Housing Option N).

Finish

Housing and Frame: Post-painted, high quality powder coat. Available in white only.