

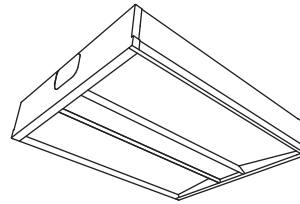
Vectra



Recessed

20"x2'

1 TT5 (55W)



Project Name

Spec Type

Notes

Order Guide

Some combinations of product options may not be available. Consult factory for assistance with your specification.

9752			B155					
Product Series & Size Vectra 20"x2'	Version NN Standard T-Grid	Configuration ST Standalone	Lamping 1 TT5 (55W)	Housing S Standard (22ga.) T Standard w/ Frame Restraint	Wiring 1 1 cct 5 1 cct w/ Battery Pack 7 1 cct Dimming	Voltage 1 120V 2 277V 3 347V	Ballast E Standard Ballast	
					Consult website for complete list of standard wiring options		Consult website for ballast manufacturer information	

Upgrades & Accessories

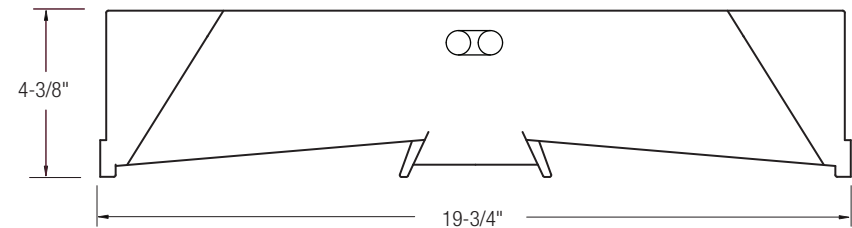
Please indicate with check mark.

- Lamps Included


- Job Pack Flex Whip

- Response Daylight
For details visit www.ledalite.com/response

Cross Section



Side View

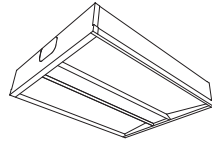


Vectra

Recessed

20"x2'

1 TT5 (55W)



Photometry

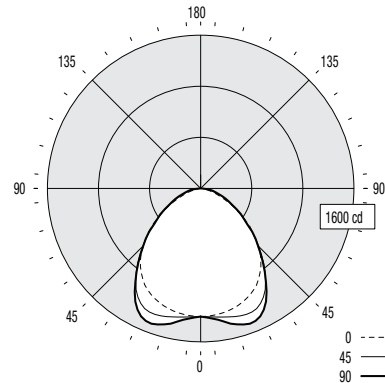
Report Summary

Report # 9901468
Filename 9752D1B155.ies
Efficiency 74.5%

Spacing Criteria 1.28 @ 0° along
 1.38 @ 90° across

Candela Distribution

Vertical Angle	Horizontal Angle					Zonal Lumens
	0	22.5	45	67.5	90	
0	1338	1338	1338	1338	1338	131
5	1333	1338	1347	1353	1363	393
15	1298	1327	1385	1440	1469	629
25	1224	1281	1384	1466	1473	730
35	1079	1146	1180	1233	1188	666
45	845	873	855	879	847	506
55	560	575	546	579	549	319
65	282	310	314	345	326	162
75	100	135	150	181	168	45
85	18	28	35	52	43	
90	0	0	0	0	0	



Coefficients of Utilization (%)

Ceiling: Wall:	80				70				50				0				
	70	50	30	10	70	50	30	10	50	30	10	0	70	50	30	10	0
0 RCR	88	88	88	88	86	86	86	82	82	82	82	74					
1	81	78	75	73	79	77	74	73	73	71	69	64					
2	75	69	64	61	73	68	63	65	62	58	54						
3	69	61	56	51	67	60	55	58	54	50	47						
4	63	55	49	44	61	54	48	52	47	43	40						
5	58	49	43	38	57	48	42	47	42	38	35						
6	54	44	38	34	52	44	38	42	37	33	31						
7	50	40	34	30	49	40	34	39	33	29	28						
8	47	37	31	27	45	36	31	35	30	26	25						
9	44	34	28	24	43	33	28	33	27	24	22						
10	41	31	26	22	40	31	25	30	25	22	20						

Based on a floor reflectance of 0.2

Avg. Luminance (cd/m²)

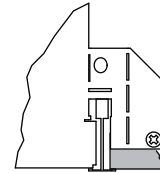
Vertical Angle	Horizontal Angle		
	0	45	90
55	3485	3398	3417
65	2382	2652	2753
75	1379	2069	2317
85	737	1433	1761

IES files for this and other photometric options can be downloaded online at www.ledalite.com

Additional Information

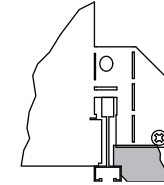
Mounting

Integrates with most common T-bar ceiling types.



Flat T-Grid

Works with 9/16" and 15/16" flat T-grid ceilings.

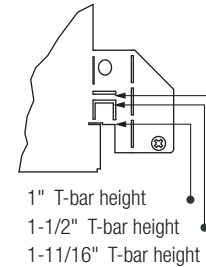


Slot T-Grid

Can also be used with slot T-grid ceilings, but it will not sit flush with the bottom of the T-bar.

Ceiling Types

Integrated mounting tabs can be field-adjusted to various T-bar ceiling heights for fastening directly to the T-bar grid and/or tied-off to the building structure.



1" T-bar height
 1-1/2" T-bar height
 1-11/16" T-bar height

Specifications

Due to continuing product improvements, Ledalite reserves the right to change specifications without notice.

Housing

Die-formed, post-painted, 22 gauge cold-rolled steel. Wire entrances are positioned on the side of the housing to allow easy wiring access for the installer. Optional frame restraint is available to provide additional support to the optical frame.

Weight

Maximum 23 lbs.

Optical System

Optical assembly consists of flat acrylic panels and flat acrylic lens. A protected MesoOptics® film layer creates optimal light distribution and high efficiency. The optical frame ends are constructed from die-formed cold-rolled steel assembled together with extruded aluminum profiles in a sturdy frame. The frame is hinged to allow easy access to the inside of the fixture. Maintenance can be performed from below the ceiling without tools. No hardware is visible.

Mounting

Fixture is compatible with most ceiling types. Integrated bend-out tabs are provided for different T-grid heights. Use screws or hanger wire (supplied by others) to secure fixture.

Ballast

Electronic. Supplied with pre-installed ballast disconnect as per national electric codes.

Wiring

Optional flex whips are supplied in 6' lengths.

Approvals

Certified to UL & CSA Standards.

Finish

Housing and Frame: Post-painted, high quality powder coat. Available in white only.