

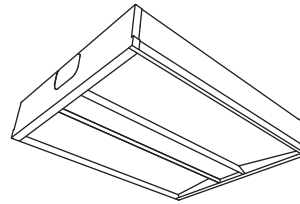
# Vectra



Recessed

20"x2'

1 TT5 (40W)



Project Name

Spec Type

Notes

## Order Guide

Some combinations of product options may not be available. Consult factory for assistance with your specification.

<b>9752</b>			<b>B140</b>	-		-		-		-	
Product Series & Size Vectra 20"x2'	Version <b>NN</b> Standard T-Grid	Configuration <b>ST</b> Standalone	Lamping 1 TT5 (40W)	Housing <b>S</b> Standard (22ga.) <b>T</b> Standard w/ Frame Restraint	Wiring <b>1</b> 1 cct <b>5</b> 1 cct w/ Battery Pack <b>7</b> 1 cct Dimming	Voltage <b>1</b> 120V <b>2</b> 277V <b>3</b> 347V	Ballast <b>E</b> Standard Ballast	Consult website for complete list of standard wiring options		Consult website for ballast manufacturer information	

## Upgrades & Accessories

Please indicate with check mark.

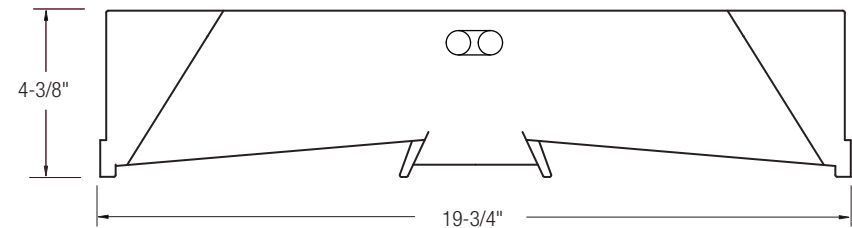
Lamps Included

Job Pack


Flex Whip

Response Daylight  
For details visit [www.ledalite.com/response](http://www.ledalite.com/response)

Cross Section

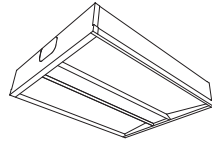


Side View



# Vectra

Recessed  
20"x2"  
1 TT5 (40W)



## Photometry

### Report Summary

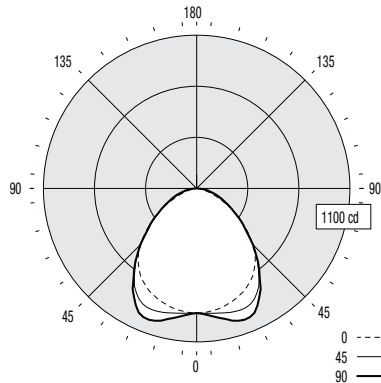
**Report #** 9901460  
**Filename** 9752D1B140.ies  
**Efficiency** 75.7%

**Spacing Criteria** 1.27 @ 0° along  
1.37 @ 90° across

Meets RP-1-04 recommendations for VDT-Normal spaces

### Candela Distribution

Vertical Angle	Horizontal Angle					Zonal Lumens
	0	22.5	45	67.5	90	
0	895	895	895	895	895	
5	890	893	899	906	912	88
15	860	881	922	959	983	260
25	809	848	915	974	984	417
35	718	762	780	808	790	485
45	566	580	577	585	572	444
55	362	381	366	391	373	337
65	190	210	209	230	220	214
75	69	89	100	120	116	109
85	11	18	25	34	31	31
90	0	0	0	0	0	



### Coefficients of Utilization (%)

Ceiling: Wall:	80				70				50				0			
	70	50	30	10	70	50	30	10	70	50	30	10	70	50	30	10
0 RCR	90	90	90	90	87	87	87	84	84	84	84	84	75	75	75	75
1	83	79	77	74	81	78	75	75	72	70	65	65	65	65	65	65
2	76	70	65	61	74	69	64	66	62	59	55	55	55	55	55	55
3	70	62	56	52	68	61	56	59	54	51	47	47	47	47	47	47
4	64	55	49	45	62	55	49	53	48	44	41	41	41	41	41	41
5	59	50	43	39	57	49	43	47	42	38	36	36	36	36	36	36
6	55	45	39	34	53	44	38	43	38	34	31	31	31	31	31	31
7	51	41	35	30	49	40	34	39	34	30	28	28	28	28	28	28
8	47	37	31	27	46	37	31	36	31	27	25	25	25	25	25	25
9	44	34	28	24	43	34	28	33	28	24	23	23	23	23	23	23
10	41	32	26	22	40	31	26	31	25	22	20	20	20	20	20	20

Based on a floor reflectance of 0.2

### Avg. Luminance (cd/m<sup>2</sup>)

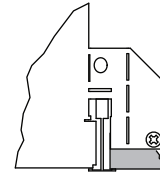
Vertical Angle	Horizontal Angle		
	0	45	90
55	2253	2278	2321
65	1605	1765	1858
75	952	1379	1600
85	451	1024	1270

IES files for this and other photometric options can be downloaded online at [www.ledalite.com](http://www.ledalite.com)

## Additional Information

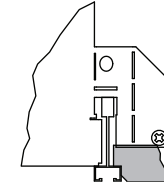
### Mounting

Integrates with most common T-bar ceiling types.



Flat T-Grid

Works with 9/16" and 15/16" flat T-grid ceilings.

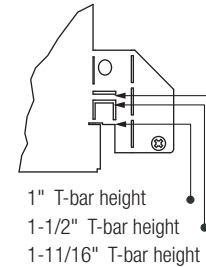


Slot T-Grid

Can also be used with slot T-grid ceilings, but it will not sit flush with the bottom of the T-bar.

### Ceiling Types

Integrated mounting tabs can be field-adjusted to various T-bar ceiling heights for fastening directly to the T-bar grid and/or tied-off to the building structure.



1" T-bar height  
1-1/2" T-bar height  
1-11/16" T-bar height

## Specifications

Due to continuing product improvements, Ledalite reserves the right to change specifications without notice.

### Housing

Die-formed, post-painted, 22 gauge cold-rolled steel. Wire entrances are positioned on the side of the housing to allow easy wiring access for the installer. Optional frame restraint is available to provide additional support to the optical frame.

### Weight

Maximum 23 lbs.

### Optical System

Optical assembly consists of flat acrylic panels and flat acrylic lens. A protected MesoOptics® film layer creates optimal light distribution and high efficiency. The optical frame ends are constructed from die-formed cold-rolled steel assembled together with extruded aluminum profiles in a sturdy frame. The frame is hinged to allow easy access to the inside of the fixture. Maintenance can be performed from below the ceiling without tools. No hardware is visible.

### Mounting

Fixture is compatible with most ceiling types. Integrated bend-out tabs are provided for different T-grid heights. Use screws or hanger wire (supplied by others) to secure fixture.

### Ballast

Electronic. Supplied with pre-installed ballast disconnect as per national electric codes.

### Wiring

Optional flex whips are supplied in 6' lengths.

### Approvals

Certified to UL & CSA Standards.

### Finish

Housing and Frame: Post-painted, high quality powder coat. Available in white only.