

# Vectra



Project Name

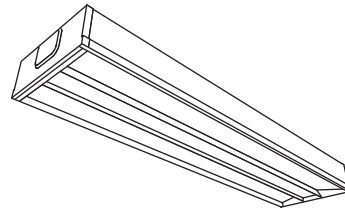
Spec Type

Notes

Recessed

1'x4'

2 T5HO



## Order Guide

Some combinations of product options may not be available. Consult factory for assistance with your specification.

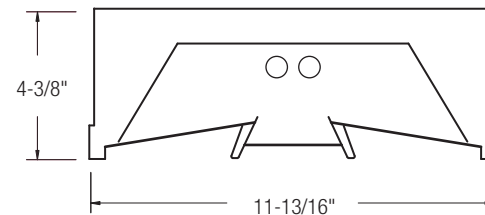
<b>9714</b>			<b>H254</b>	-		-		-		-	
Product Series & Size	Version	Configuration	Lamping	Housing	Wiring	Voltage	Ballast				
Vectra 1'x4'	<b>D1</b> Standard T-Grid	<b>ST</b> Standalone <b>CR</b> Continuous Row	2 T5HO (54W)	<b>S</b> Standard (22ga.) <b>C</b> Chicago Plenum <b>T</b> Standard w/ Frame Restraint	<b>1</b> 1 cct <b>5</b> 1 cct w/ Battery Pack <b>7</b> 1 cct Dimming	<b>1</b> 120V <b>2</b> 277V <b>3</b> 347V	<b>E</b> Standard Ballast				
See details on next page						Consult website for complete list of standard wiring options	Consult website for ballast manufacturer information				

## Upgrades & Accessories

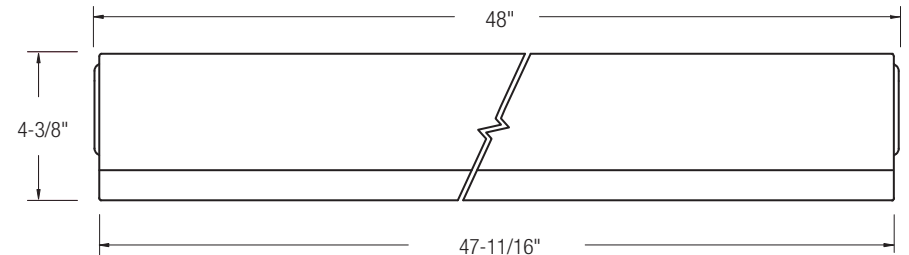
Please indicate with check mark.

- |  |  |
|--|--|
| <input type="checkbox"/> Lamps Included    | <input type="checkbox"/> Lamps Included & Installed                                      |
| <input type="checkbox"/> Job Pack          | <input type="checkbox"/> Flex Whip   |
| <input type="checkbox"/> Drywall Kit       | <p>Can be mounted to wood frame or with hanger wire</p> <p>Wood Frame    Hanger Wire</p> |
| <input type="checkbox"/> Response Daylight |  |
- For details visit [www.ledalite.com/response](http://www.ledalite.com/response)

## Cross Section



## Side View

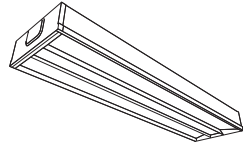


# Vectra

Recessed

1'x4'

2 T5HO



## Photometry

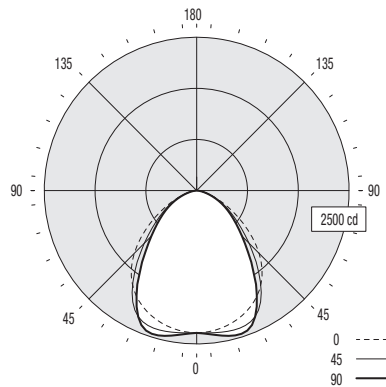
### Report Summary

Report # 9900322  
 Filename 9714D1H254.ies  
 Efficiency 57.5%

Spacing Criteria 1.3 @ 0° along  
 1.3 @ 90° across

### Candela Distribution

Vertical Angle	Horizontal Angle					Zonal Lumens
	0	22.5	45	67.5	90	
0	2321	2321	2321	2321	2321	227
5	2309	2317	2330	2343	2350	664
15	2235	2277	2355	2420	2445	1019
25	2089	2168	2269	2296	2270	1112
35	1844	1894	1824	1693	1625	957
45	1448	1389	1217	1100	1052	701
55	931	868	747	701	679	433
65	477	468	428	411	397	194
75	164	188	184	173	164	40
85	21	36	35	34	30	
90	0	0	0	0	0	



### Coefficients of Utilization (%)

Ceiling: Wall:	80				70				50				0
	70	50	30	10	70	50	30	10	70	50	30	10	0
0 RCR	68	68	68	68	66	66	66	63	63	63	63	63	57
1	63	61	59	57	62	59	58	57	56	54	50		
2	58	54	51	48	57	53	50	51	48	46	43		
3	54	48	44	41	52	47	43	46	42	40	37		
4	49	43	39	35	48	42	38	41	37	34	32		
5	46	39	34	31	45	38	34	37	33	30	28		
6	42	35	31	27	41	35	30	34	30	27	25		
7	39	32	28	24	38	32	27	31	27	24	23		
8	37	30	25	22	36	29	25	28	24	22	20		
9	34	27	23	20	34	27	23	26	22	20	18		
10	32	25	21	18	32	25	21	24	20	18	17		

Based on a floor reflectance of 0.2

### Avg. Luminance (cd/m<sup>2</sup>)

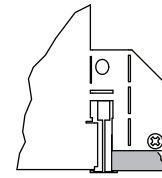
Vertical Angle	Horizontal Angle		
	0	45	90
55	4843	3886	3532
65	3368	3022	2803
75	1891	2121	1891
85	719	1198	1027

IES files for this and other photometric options can be downloaded online at [www.ledalite.com](http://www.ledalite.com)

## Additional Information

### Mounting

Integrates with most common T-bar ceiling types.

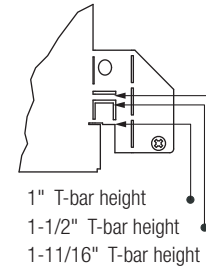


D1 Standard T-Grid

Option D1 works with 9/16" and 15/16" flat T-grid ceilings. It can also be used with slot T-grid ceilings, but it will not sit flush with the bottom of the T-bar.

### Ceiling Types

Integrated mounting tabs can be field-adjusted to various T-bar ceiling heights for fastening directly to the T-bar grid and/or tied-off to the building structure.



1" T-bar height  
 1-1/2" T-bar height  
 1-11/16" T-bar height

## Specifications

Due to continuing product improvements, Ledalite reserves the right to change specifications without notice.

### Housing

Die-formed, post-painted, 22 gauge cold-rolled steel (New York City version is 20 gauge). Wire entrances are positioned on the side of the housing to allow easy wiring access for the installer. Multiple wire entrances are available on top or side to allow continuous row mounting of fixtures. Optional frame restraint is available to provide additional support to the optical frame.

### Weight

Maximum 30 lbs.

### Optical System

Optical assembly consists of flat acrylic panels and flat acrylic lens. A protected MesoOptics® film layer creates optimal light distribution and high efficiency. The optical frame ends are constructed from die-formed cold-rolled steel assembled together with extruded aluminum profiles in a sturdy frame. The frame is hinged to allow easy access to the inside of the fixture. Maintenance can be performed from below the ceiling without tools. No hardware is visible.

### Mounting

Fixture is compatible with most ceiling types. Integrated bend-out tabs are provided for different T-grid heights. Optional drywall kit is available for non-accessible ceilings. Use screws or hanger wire (supplied by others) to secure fixture.

### Ballast

Electronic. Supplied with pre-installed ballast disconnects as per national electric codes.

### Wiring

Optional flex whips are supplied in 6' lengths for 1x4, 2x2 and 2x4 fixtures. Flex connectors are supplied in 9' lengths for standard master/satellite configurations.

### Air Return

Air return option available in 2'x2' and 2'x4' sizes only. Side rails are finished in black.

### Approvals

Certified to UL & CSA Standards.  
 City of Chicago Approved CCEA (housing option C).  
 Designed to comply with NYC code requirements (Housing Option N).

### Finish

Housing and Frame: Post-painted, high quality powder coat. Available in white only.