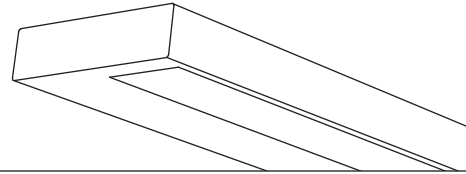


Sync™



Wall
 Direct/Indirect
 1 T5



Project Name

Spec Type

Notes

Order Guide


Some combinations of product options may not be available. Consult factory for assistance with your specification.

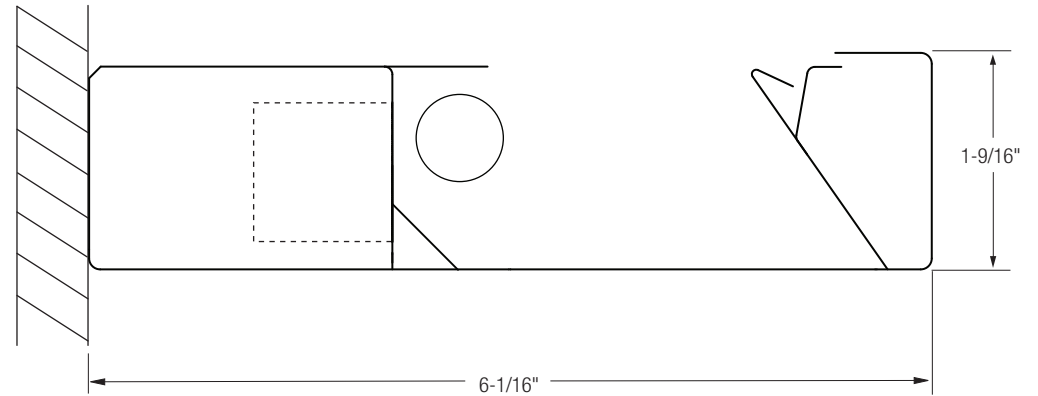
7408	F01			-		-		-	
Product Series & Type Sync Wall	Lamping 1 T5	Lower Optics Q MesoOptics® Lens	Upper Optics N None	Run Length <i>Enter the total run length in feet (4ft increments)</i>	Wiring 1 1 cct 3 1 cct w/ Emergency cct 5 1 cct w/ Battery Pack 7 1 cct Dimming	Voltage 1 120V 2 277V 3 347V	Ballast E Standard Ballast	Color & Finish W Standard White C Factory Color X Custom Color	
				See details on reverse	Consult website for complete list of standard wiring options		Consult website for ballast manufacturer information	Consult website for color and finish options	

Upgrades & Accessories

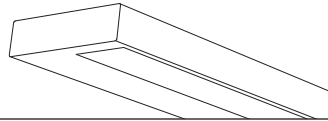
Please indicate with check mark.

Lamps Included

Dust Cover 



Wall
Direct/Indirect
1 T5



Photometry Optics QN MesoOptics® Lens

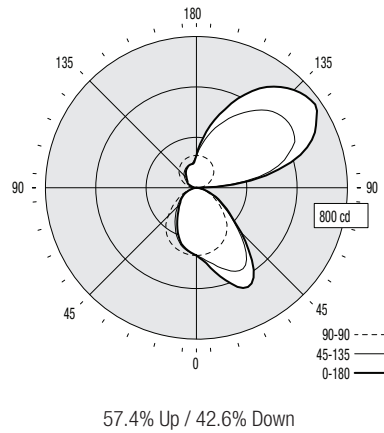
Report Summary

Report # 9901167 **Peak Candela Value*** 768 @ 125°
Filename 7408F01QN.ies **Peak to Zenith Ratio*** 4.5 : 1
Efficiency 81.3% * Between 90-180° vertical angle

Meets RP-1-04 recommendations for VDT-Intensive spaces

Candela Distribution

Vertical Angle	Horizontal Angle					Zonal Lumens
	0	22.5	45	67.5	90	
0	358	358	358	358	358	
5	385	375	357	346	344	21
15	485	431	345	315	307	87
25	585	488	322	259	239	156
35	529	463	280	196	172	200
45	337	311	211	141	126	186
55	196	178	140	103	95	140
65	113	97	83	66	62	96
75	46	39	33	26	25	49
85	4	4	4	3	2	11
90	0	0	0	0	0	0
95	196	170	23	7	7	44
105	518	449	54	29	25	182
115	693	575	81	48	50	257
125	768	598	107	68	58	270
135	731	571	130	92	74	240
145	651	495	147	110	97	190
155	521	404	160	121	115	131
165	372	307	167	126	127	74
175	234	212	170	145	135	28
180	170	170	170	170	170	



Coefficients of Utilization (%)

Ceiling: Wall:	80			70			50			0	
	70	50	30	70	50	30	50	30	10	0	
0 RCR	85	85	85	85	77	77	77	63	63	63	32
1	78	75	72	69	71	68	66	56	54	52	28
2	71	66	61	57	65	60	56	49	46	44	24
3	65	58	52	48	59	53	48	44	40	37	20
4	60	51	45	40	54	47	42	39	35	32	18
5	55	46	39	35	50	42	36	35	31	27	15
6	50	41	34	30	46	38	32	31	27	24	14
7	47	37	31	26	42	34	28	28	24	21	12
8	43	33	27	23	39	31	25	26	22	19	11
9	40	30	24	20	36	28	23	24	19	17	10
10	37	28	22	18	34	26	21	22	18	15	9

Based on a floor reflectance of 0.2

Avg. Luminance (cd/m²)

Vertical Angle	Horizontal Angle		
	0	45	90
55	4319	3085	2093
65	3379	2482	1854
75	2246	1611	1221
85	580	580	290

IES files for this and other photometric options can be downloaded online at www.ledalite.com

Additional Information

Modules

Module length excludes endcaps.

Module	Nominal Length
4ft	3' 11"
8ft	7' 9"

Refer to installation instructions for exact mount spacing

Endcap



Mounting Hardware

- Mounts variable within 2"-5" of end or joint. On 8ft module, additional mount to be located within 2"-5" of center of module.
- Maximum distance between mounts is 48". **Note:** Fixture is flush with wall.

For further details, refer to installation instructions online at www.ledalite.com

Specifications

Due to continuing product improvements, Ledalite reserves the right to change specifications without notice.

Housing

Die-formed 18 gauge cold-rolled steel.

Weight

2.4 lb/ft.

Optical System

High efficiency optical system providing an optimal asymmetric direct/indirect distribution. Lower optics consist of a flat acrylic panel with a layer of MesoOptics® film that provides a controlled distribution in the lower hemisphere.

Endcaps

Die-cast endcaps.

Joints

Self-aligning joining system with hands-free pre-joining wire access.

Mounting

Fixture is mounted flush to wall using hidden wall brackets. Brackets attach to existing structure, variable within 2"-5" of end or joint.

Electrical

Factory pre-wired to section ends with quick-wire connectors.

Ballast

Electronic. Supplied with pre-installed ballast disconnects as per changes to the National Electrical Code.

Approvals

Certified to UL and CSA standards.

Finish

High-quality powder coat. Available in Ledalite Standard White (textured matte finish), and a selection of other factory and customer-specified colors. Consult factory for details.