



Recessed

SilkSpace

2'x4', 6800 lm
3000/3500/4000K



Project: _____
 Spec Type: _____
 Catalog No: 4224DxxxL8xA _____
 Qty _____
 Line Notes: _____

Philips Ledalite SilkSpace LED recessed combines LED Light Guide technology and Ledalite's revolutionary MesoOptics technology to deliver discrete, comfortable lighting with great performance and ultra low-glare.

Ordering guide

Product Type	Version	Configuration	Light Source *	CRI/CCT	Lumens *	Housing	Wiring †	Voltage	Driver
<input type="text" value="4224"/>	<input type="text" value="D1"/>	<input type="text"/>	<input type="text" value="L"/>	<input type="text"/>	<input type="text" value="A"/>	<input type="text"/>	<input type="text"/>	<input type="text"/>	<input type="text"/>
SilkSpace 2'x4'	D1 Standard T Grid	ST Standalone CR Continuous Row	L LED	8C CRI 80 3000K 8B CRI 80 3500K 8A CRI 80 4000K	D 4000 lm C 5200 lm A 6800 lm	S Standard C Chicago Plenum	7 1 cct Dimming N 1 cct Dimming + EM Batt Pack	1 120V 2 277V 3 347V	E Philips Advance 0-10V (1% dim) S Philips Advance SR (5% dim)

* Nominal values within a range. Consult photometry data for color temp, lumens & distribution of chosen configuration.
 † Not all wiring types are available with all configurations. Consult Philips Ledalite for a complete list of available options.

Upgrades & Accessories Please indicate with check mark.

- Drywall Kit Trim Mount
- Flex Whip (6' length)

Integrated Controls Please indicate with check mark.

- Response Daylight Single Zone (DS)
- SpaceWise DT Occupancy & Daylight Sensor (SZ)

SilkSpace

2'x4', 6800 lm

3000/3500/4000K

Optical System

The optical system is comprised of arrays of LEDs edge-lighting a low profile light guide panel. The microstructured surface of the light guide panel optimizes the light extraction creating a homogenously luminous appearance. Light is then controlled by MesoOptics film suppressing the high-angle light creating an ultra low-glare bat-wing distribution.

Finish

Housing and Frame painted, high quality, powder coated matte white only.

Housing

Sides and center spine: precision aluminum extrusion; end caps, back housing and driver cover: die-formed, 20 gauge cold-rolled steel, pre and post painted. Available in white. Multiple wire entrances are available (top or side) to allow continuous row mounting of fixtures.

Weight

Maximum 28lbs (2x4); 21lbs (1x4); 15lbs (2x2).

Electrical

Factory pre-wired with driver safety disconnect.

Mounting

Fixtures are factory pre-wired and tested for all circuits and emergency battery packs. Compatible with 15/16" lay-in acoustical ceilings using exposed grid suspension (NEMA type G). For 9/16" slot T-grid ceilings, fixture will sit 5/16" above bottom of Tee. Optional drywall kit trim mount can be fastened to a wood frame or with hangar wire. Continuous row mounting not available with drywall kit trim mounts.

Standard Driver

Philips Advance Xitanium 0-10V, 1-100%. Philips Advance Xitanium Sensor Ready (SR), 5-100% (for SpaceWise). Class 2 rated output. Consult Philips Ledalite for other available drivers.

Standard Battery Pack

Philips Bodine, 90 min, 10W, Class 2 rated output, Emergency lumen output = 10W x luminaire efficacy x 1.1. Typical output: 1200lm.

Lumen Maintenance

LEDs have been tested by the manufacturer in accordance with IESNA LM-80-08. At an ambient temperature of 25°C, the LED lumen maintenance expectation according to IES TM-21-11:

L90 (10k) >60,000 hrs (**Reported** methodology)

L80 (10k) 125,000 hrs (**Projected** methodology)

Source Color

LEDs rated for color rendering CRI >80 and fixture to fixture color accuracy within 2 SDCM.

Controls

Available with the following integrated controls: Response daylight sensor (for single zone). SpaceWise DT occupancy & daylight sensor w/ advanced grouping & dwell time. SpaceWise DT commissioning via Android phone and Philips Field App. Compatible dimming wireless wall switches are available. For more information, please refer to www.philips.com/spacewise

Wiring

Optional flex whips are supplied in 6' lengths.

Approvals

Certified to UL, CSA, and IES standards. City of Chicago Approved CCEA (housing option C). Certain versions without battery packs are DesignLights Consortium® qualified. Please see the DLC QPL list for exact catalog numbers (www.designlights.org/QPL).

Warranty

Five-year luminaire limited warranty including LED boards and driver.

USA: <http://www.usa.lighting.philips.com/support/support/warranty>

Canada: <http://www.lighting.philips.ca/support/support/warranty>

Environment

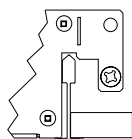
Rated for dry & damp locations in operating ambient temperatures of 0-25°C (32-77°F). Many luminaire components, such as reflectors, refractors, lenses, and LEDs are made from various types of plastics which can be adversely affected by airborne contaminants. If sulfur based chemicals, petroleum based products, cleaning solutions, or other contaminants are expected in the intended area of use, consult factory for compatibility. Damage caused by sulfur, chlorine, petroleum based solution or other contaminants are not covered under warranty.

Due to continuing product improvements, Philips Ledalite reserves the right to change the specifications without notice.

Options and Details

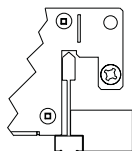
Mounting

Integrates with most common T-Grid ceiling types



Flat T-Grid

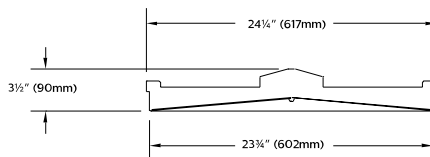
Works with 9/16" & 15/16" flat T-Grid ceilings



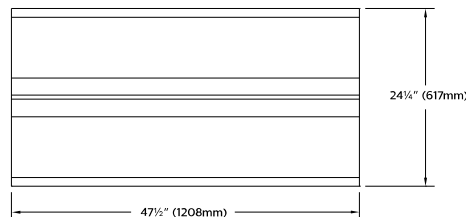
Slot T-Grid

Can also be used with slot T-Grid ceilings. For 9/16" slot T-grid ceilings, fixture will sit 5/16" above bottom of T-Bar.

Cross Section



Lens View



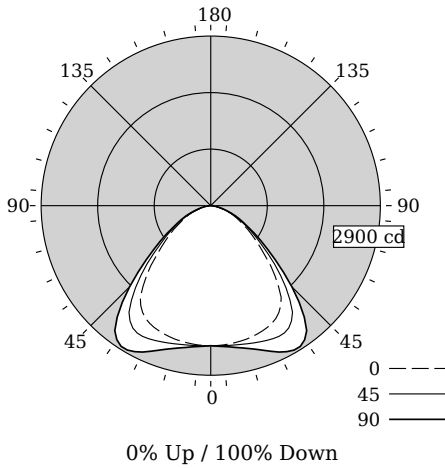
Side View



SilkSpace

2'x4', 6800 lm
3000/3500/4000K

Photometry - 3500K



Candela Distribution

Vertical Angle	Horizontal Angle					Zonal Lumens
	0	22.5	45	67.5	90	
0	2409	2409	2409	2409	2409	0
5	2407	2404	2414	2420	2424	231
15	2386	2399	2451	2502	2524	696
25	2332	2380	2525	2678	2739	1171
35	2172	2256	2510	2785	2892	1560
45	1594	1666	1870	2110	2202	1445
55	931	960	1040	1136	1175	951
65	493	501	543	569	583	545
75	207	211	223	236	243	242
85	39	41	48	54	57	56
90	0	0	0	0	0	0
95	0	0	0	0	0	0
105	0	0	0	0	0	0
115	0	0	0	0	0	0
125	0	0	0	0	0	0
135	0	0	0	0	0	0
145	0	0	0	0	0	0
155	0	0	0	0	0	0
165	0	0	0	0	0	0
175	0	0	0	0	0	0
180	0	0	0	0	0	0

UGR values measured at 4Hx8H, 0.25H

Fixture photometry has been conducted in accordance with IESNA LM-79-08

IES files for this and other photometric options can be downloaded online at www.lightingproducts.philips.com

Coefficients of Utilization (%)

RCR	Ceiling		80		70		50		30		0	
	Wall	70	50	30	10	70	50	30	10	70	50	30
0	119	119	119	119	116	116	116	111	111	111	100	100
1	110	106	102	99	108	104	100	100	97	94	87	87
2	101	94	88	83	99	92	86	89	84	80	74	74
3	93	83	76	70	91	82	75	79	73	68	64	64
4	86	74	66	60	83	73	66	71	64	59	55	55
5	79	67	58	52	77	66	58	64	57	51	48	48
6	73	60	52	46	71	60	52	58	51	45	43	43
7	68	55	47	41	66	54	46	53	45	40	38	38
8	63	50	42	36	62	49	42	48	41	36	34	34
9	59	46	38	33	58	45	38	44	37	32	30	30
10	55	42	35	30	54	42	34	41	34	29	27	27

Avg. Luminance (cd/m2)

Vertical Angle	Horizontal Angle		
	0	45	90
55	2369	2648	2990
65	1702	1874	2012
75	1167	1256	1372
85	652	797	955

Distribution Summary

Hemisphere	0% Up / 100% Down
Spacing Along (0 °)	1.39
Spacing Across (90 °)	1.68
UGR	18.1

Philips Ledalite

LED lighting facts
A Program of the U.S. DOE

Light Output (Lumens) **6897**

Watts **61.4**

Lumens per Watt (Efficacy) **112.33**

Color Accuracy
Color Rendering Index (CRI) **81**

Light Color
Correlated Color Temperature (CCT) **3371 (Bright White)**

2700K 3000K 4500K 6500K

All results are according to IESNA LM-79-2008: *Approved Method for the Electrical and Photometric Testing of Solid-State Lighting*. The U.S. Department of Energy (DOE) verifies product test data and results.

Visit www.lightingfacts.com for the Label Reference Guide.

Registration Number: F46Z-RRHW2K (7/11/2016)
Model Number: 4224xxxL8BA
Type: Luminaire - Troffer/Grid Ceiling

SilkSpace

2'x4', 6800 lm

3000/3500/4000K

Optical Performance

Nominal CCT:	4000K	3500K	3000K
Flux (lm)	7093	6897	6702
Efficacy (lm/W)	115.0	112.3	108.3
Power (W)	61.7	61.4	61.9
CCT (K)	3787	3371	2976
CRI	82	82	81
R9	0	4	-2
x	0.3933	0.4152	0.4421
y	0.3920	0.4003	0.4118
Duv	0.0035	0.0020	0.0022

Electrical Performance - 3500K

Input Voltage	120V	277V	347V
Input Power	61.4W	60.8W	56.9W
Input Current	0.51A	0.22A	0.17A
Power Factor	0.995	0.988	0.970
Total Harm. Distortion	8.5%	9.5%	11.0%

Tested values . contact technical support for rated values. Off-state power zero unless certain controls are specified.

With SpaceWise DT, standby power <0.5W (120V) or <0.8W (277V).

© 2017 Philips Lighting Holding B.V. All rights reserved. Philips reserves the right to make changes in specifications and/or to discontinue any product at any time without notice or obligation and will not be liable for any consequences resulting from the use of this publication.

www.philips.com/luminaires

SlkSpc2x4_8-68lm 12.17 page 4 of 4



Philips Lighting, North America Corporation
200 Franklin Square Drive, Somerset, NJ 08873
Tel. 855-486-2216

Philips Lighting Canada Ltd.,
281 Hillmount Rd, Markham, ON, Canada L6C 2S3
Tel. 800-668-9008