



# Recessed

## SilkSpace

2'x4', 6800 lm  
3500K



Project: \_\_\_\_\_  
 Spec Type: \_\_\_\_\_  
 Catalog No: 4224DxxxL8BA \_\_\_\_\_  
 Qty \_\_\_\_\_  
 Line Notes: \_\_\_\_\_

Philips Ledalite SilkSpace LED recessed combines LED Light Guide technology and Ledalite's revolutionary MesoOptics technology to deliver discrete, comfortable lighting with great performance and ultra low-glare.

### Ordering guide

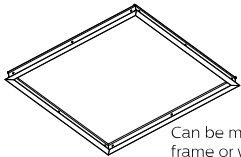
Product Type	Version	Configuration	Light Source *	CRI/CCT	Lumens *	Housing	Wiring †	Voltage	Driver
4224	D1		L	8B	A				
SilkSpace 2'x4' LED	D1 Standard T Grid	ST Standalone CR Continuous Row	L LED	8C CRI 80 3000K 8B CRI 80 3500K 8A CRI 80 4000K	D 4000 lm C 5200 lm A 6800 lm	S Standard C Chicago Plenum	7 1 cct Dimming N 1 cct Dimming + EM Batt Pack	1 120V 2 277V 3 347V	E Philips Advance 0-10V S Philips Advance SR

\* Nominal values within a range. Consult photometry data for exact color temp, lumens & distribution.

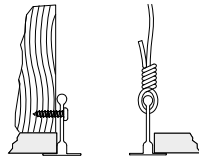
† Not all wiring types are available with all configurations. Consult Philips Ledalite for a complete list of available options.

### Upgrades & Accessories Please indicate with check mark.

- Drywall Kit Trim Mount
- Flex Whip (6' length)



Can be mounted to wood frame or with hanger wire



### Integrated Controls Please indicate with check mark.

- Response Daylight Sensor Single Zone (DS)
- Philips Actilume Occupancy Sensor (DO) (includes field commissionable daylight sensor)
- SpaceWise DT Occupancy & Daylight Sensor (SZ)



# SilkSpace

2'x4', 6800 lm  
3500K

## Housing

Sides and center spine: precision aluminum extrusion; end caps, back housing and driver cover: die-formed, 20 gauge cold-rolled steel, pre and post painted. Available in white. Multiple wire entrances are available (top or side) to allow continuous row mounting of fixtures.

## Electrical

Factory pre-wired with driver safety disconnects. Dimming enabled as standard: 0-10V (1-100%). Philips Advance Xitanium Sensor Ready (SR), 5-100% (for SpaceWise). Output is Class 2 rated. Consult factory for a list of other options. LED boards and drivers are easily field replaceable, if required.

## Lumen Maintenance

Lumen maintenance of the LEDs has been tested by the manufacturer in accordance with IESNA LM-80-08. At an ambient temperature of 25°C, the LED lumen maintenance expectation is L80(12K)>72,000h according to IES TM-21-11 Addendum A Reported methodology.

## Controls

Available with the following integrated controls:  
Response daylight sensor (for single zone).  
Philips Actilume occupancy sensor (includes field commissionable daylight).  
SpaceWise DT occupancy & daylight sensor w/ advanced grouping & dwell time.  
SpaceWise DT commissioning via Android phone and Philips Field App. Compatible dimming wireless wall switches are available. For more information, please refer to [www.philips.com/spacewise](http://www.philips.com/spacewise)

## Weight

Maximum 28lbs (2x4); 21lbs (1x4); 15lbs (2x2).

## Mounting

Fixtures are factory pre-wired and tested for all circuits and emergency battery packs. Compatible with 15/16" lay-in acoustical ceilings using exposed grid suspension (NEMA type G). For 9/16" slot T-grid ceilings, fixture will sit 5/16" above bottom of Tee. Optional armored cable flex whips are supplied in 6' lengths.

## Warranty

Five-year luminaire limited warranty including LED boards and driver.

USA: <http://www.usa.lighting.philips.com/support/support/warranty>

Canada: <http://www.lighting.philips.ca/support/support/warranty>

## Certifications

SilkSpace luminaires are DesignLights Consortium® qualified. Please see the DLC QPL list for exact catalog numbers (<http://www.designlights.org/QPL>)

## Environment

Rated for dry & damp locations in operating in ambient temperatures of 25°C.

## General Notes

Many luminaire components, such as reflectors, refractors, lenses, sockets, lamp holders, and LEDs are made from various types of plastics which can be adversely affected by airborne contaminants. If sulfur based chemicals, petroleum based products, cleaning solutions, or other contaminants are expected in the intended area of use, consult factory for compatibility. Damage caused by sulfur, chlorine, petroleum based solution or other contaminants are not covered under warranty.

## Optical System

The optical system is comprised of arrays of LEDs edge-lighting a low profile light guide panel. The microstructured surface of the light guide panel optimizes the light extraction creating a homogenously luminous appearance. Light is then controlled by MesoOptics film suppressing the high-angle light creating an ultra low-glare bat-wing distribution.

## Approvals

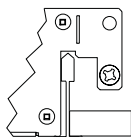
Certified to UL, CSA & IES Standards. City of Chicago Approved CCEA (housing option C).

Due to continuing product improvements, Philips Ledalite reserves the right to change the specifications without notice.

## Options and Details

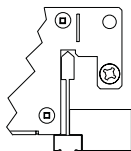
### Mounting

Integrates with most common T-Grid ceiling types



Flat T-Grid

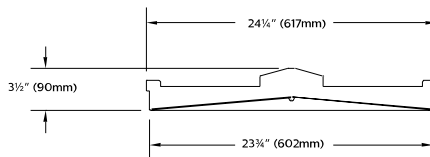
Works with 9/16" & 15/16" flat T-Grid ceilings



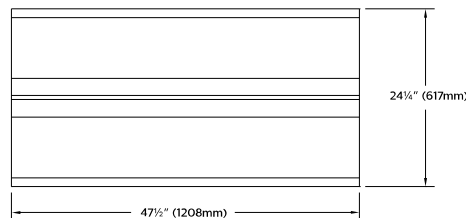
Slot T-Grid

Can also be used with slot T-Grid ceilings. For 9/16" slot T-grid ceilings, fixture will sit 5/16" above bottom of T-Bar.

### Cross Section



Lens View



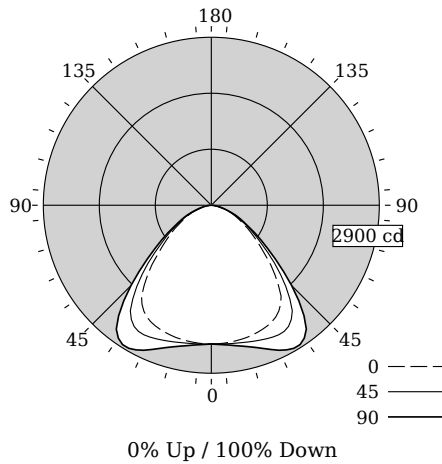
Side View



# SilkSpace

2'x4', 6800 lm  
3500K

## Photometry



Total Output	6897 lm
Efficacy	112.3 lm/W
CCT	3371K
CRI	82
Distribution	0% Up / 100% Down
Spacing Criteria (0/90°)	1.39/1.68
UGR	18.1

UGR values measured at 4Hx8H, 0.25H

Fixture photometry has been conducted in accordance with IESNA LM-79-08

IES files for this and other photometric options can be downloaded online at [www.lightingproducts.philips.com](http://www.lightingproducts.philips.com)

## Candela Distribution

Vertical Angle	Horizontal Angle					Zonal Lumens
	0	22.5	45	67.5	90	
0	2409	2409	2409	2409	2409	0
5	2407	2404	2414	2420	2424	231
15	2386	2399	2451	2502	2524	696
25	2332	2380	2525	2678	2739	1171
35	2172	2256	2510	2785	2892	1560
45	1594	1666	1870	2110	2202	1445
55	931	960	1040	1136	1175	951
65	493	501	543	569	583	545
75	207	211	223	236	243	242
85	39	41	48	54	57	56
90	0	0	0	0	0	0
95	0	0	0	0	0	0
105	0	0	0	0	0	0
115	0	0	0	0	0	0
125	0	0	0	0	0	0
135	0	0	0	0	0	0
145	0	0	0	0	0	0
155	0	0	0	0	0	0
165	0	0	0	0	0	0
175	0	0	0	0	0	0
180	0	0	0	0	0	0

## Coefficients of Utilization (%)

RCR	Ceiling/Wall										
	70	50	30	10	70	50	30	50	30	10	0
0	119	119	119	119	116	116	116	111	111	111	100
1	110	106	102	99	108	104	100	100	97	94	87
2	101	94	88	83	99	92	86	89	84	80	74
3	93	83	76	70	91	82	75	79	73	68	64
4	86	74	66	60	83	73	66	71	64	59	55
5	79	67	58	52	77	66	58	64	57	51	48
6	73	60	52	46	71	60	52	58	51	45	43
7	68	55	47	41	66	54	46	53	45	40	38
8	63	50	42	36	62	49	42	48	41	36	34
9	59	46	38	33	58	45	38	44	37	32	30
10	55	42	35	30	54	42	34	41	34	29	27

## Avg. Luminance (cd/m2)

Vertical Angle	Horizontal Angle		
	0	45	90
55	2369	2648	2990
65	1702	1874	2012
75	1167	1256	1372
85	652	797	955

Philips Ledalite

## lighting facts®

A Program of the U.S. DOE

---

**Light Output (Lumens)** **6897**

**Watts** **61.4**

**Lumens per Watt (Efficacy)** **112.33**

---

**Color Accuracy** **81**

Color Rendering Index (CRI)

---

**Light Color** **3371 (Bright White)**

Correlated Color Temperature (CCT)

2700K    3000K    4500K    6500K

---

All results are according to IESNA LM-79-2008: Approved Method for the Electrical and Photometric Testing of Solid-State Lighting. The U.S. Department of Energy (DOE) verifies product test data and results.

Visit [www.lightingfacts.com](http://www.lightingfacts.com) for the Label Reference Guide.

Registration Number: F46Z-RRHW2K (7/11/2016)  
Model Number: 4224xxxxL8BA  
Type: Luminaire - Troffer/Grid Ceiling

## Electrical Specifications

Input Voltage	120V	277V
Input Power	61.4W	60.8W
Input Current	0.51A	0.22A
Power Factor	0.995	0.988
Total Harm. Distortion	8.5%	9.5%

Tested values – contact technical support for rated values. Off-state power zero unless certain controls are specified.

With SpaceWise DT, standby power <0.5W (120V) or <0.8W (277V).

