



Recessed

SilkSpace

2'x2', 4000 lm
4000K



Project: _____
 Spec Type: _____
 Catalog No: 4222DxxxL8AD _____
 Qty _____
 Line Notes: _____

Philips Ledalite SilkSpace LED recessed combines LED Light Guide technology and Ledalite's revolutionary MesoOptics technology to deliver discrete, comfortable lighting with great performance and ultra low-glare.

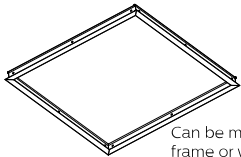
Ordering guide

Product Type	Version	Configuration	Light Source *	CRI/CCT	Lumens *	Housing	Wiring †	Voltage	Driver
4222	D1	ST	L	8A	D				
SilkSpace 2'x2' LED	D1 Standard T Grid	ST Standalone	L LED	8C CRI 80 3000K 8B CRI 80 3500K 8A CRI 80 4000K	K 1700 lm E 3000 lm D 4000 lm	S Standard C Chicago Plenum	7 1 cct Dimming N 1 cct Dimming + EM Batt Pack	1 120V 2 277V 3 347V	E Philips Advance 0-10V S Philips Advance SR

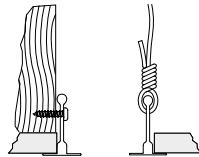
* Nominal values within a range. Consult photometry data for exact color temp, lumens & distribution.
 † Not all wiring types are available with all configurations. Consult Philips Ledalite for a complete list of available options.

Upgrades & Accessories Please indicate with check mark.

- Drywall Kit Trim Mount
- Flex Whip (6' length)



Can be mounted to wood frame or with hanger wire



Integrated Controls Please indicate with check mark.

- Response Daylight Sensor Single Zone (DS)
- Philips Actilume Occupancy Sensor (DO) (includes field commissionable daylight sensor)
- SpaceWise DT Occupancy & Daylight Sensor (SZ)



SilkSpace

2'x2', 4000 lm
4000K

Housing

Sides and center spine: precision aluminum extrusion; end caps, back housing and driver cover: die-formed, 20 gauge cold-rolled steel, pre and post painted. Available in white. Multiple wire entrances are available (top or side) to allow continuous row mounting of fixtures.

Electrical

Factory pre-wired with driver safety disconnects. Dimming enabled as standard: 0-10V (1-100%). Philips Advance Xitanium Sensor Ready (SR), 5-100% (for SpaceWise). Output is Class 2 rated. Consult factory for a list of other options. LED boards and drivers are easily field replaceable, if required.

Lumen Maintenance

Lumen maintenance of the LEDs has been tested by the manufacturer in accordance with IESNA LM-80-08. At an ambient temperature of 25°C, the LED lumen maintenance expectation is L80(12K)>72,000h according to IES TM-21-11 Addendum A Reported methodology.

Controls

Available with the following integrated controls:
Response daylight sensor (for single zone).
Philips Actilume occupancy sensor (includes field commissionable daylight).
SpaceWise DT occupancy & daylight sensor w/ advanced grouping & dwell time.
SpaceWise DT commissioning via Android phone and Philips Field App. Compatible dimming wireless wall switches are available. For more information, please refer to www.philips.com/spacewise

Weight

Maximum 28lbs (2x4); 21lbs (1x4); 15lbs (2x2).

Mounting

Fixtures are factory pre-wired and tested for all circuits and emergency battery packs. Compatible with 15/16" lay-in acoustical ceilings using exposed grid suspension (NEMA type G). For 9/16" slot T-grid ceilings, fixture will sit 5/16" above bottom of Tee. Optional armored cable flex whips are supplied in 6' lengths.

Warranty

Five-year luminaire limited warranty including LED boards and driver.

USA: <http://www.usa.lighting.philips.com/support/support/warranty>

Canada: <http://www.lighting.philips.ca/support/support/warranty>

Certifications

SilkSpace luminaires are DesignLights Consortium® qualified. Please see the DLC QPL list for exact catalog numbers (<http://www.designlights.org/QPL>)

Environment

Rated for dry & damp locations in operating in ambient temperatures of 25°C.

General Notes

Many luminaire components, such as reflectors, refractors, lenses, sockets, lamp holders, and LEDs are made from various types of plastics which can be adversely affected by airborne contaminants. If sulfur based chemicals, petroleum based products, cleaning solutions, or other contaminants are expected in the intended area of use, consult factory for compatibility. Damage caused by sulfur, chlorine, petroleum based solution or other contaminants are not covered under warranty.

Optical System

The optical system is comprised of arrays of LEDs edge-lighting a low profile light guide panel. The microstructured surface of the light guide panel optimizes the light extraction creating a homogenously luminous appearance. Light is then controlled by MesoOptics film suppressing the high-angle light creating an ultra low-glare bat-wing distribution.

Approvals

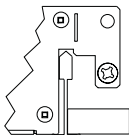
Certified to UL, CSA & IES Standards. City of Chicago Approved CCEA (housing option C).

Due to continuing product improvements, Philips Ledalite reserves the right to change the specifications without notice.

Options and Details

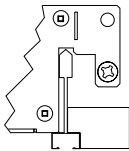
Mounting

Integrates with most common T-Grid ceiling types



Flat T-Grid

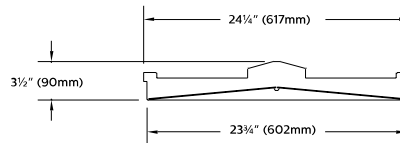
Works with 9/16" & 15/16" flat T-Grid ceilings



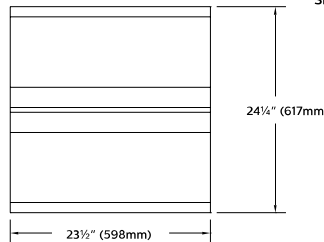
Slot T-Grid

Can also be used with slot T-Grid ceilings. For 9/16" slot T-grid ceilings, fixture will sit 5/16" above bottom of T-Bar.

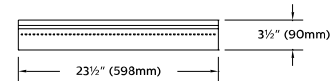
Cross Section



Lens View



Side View

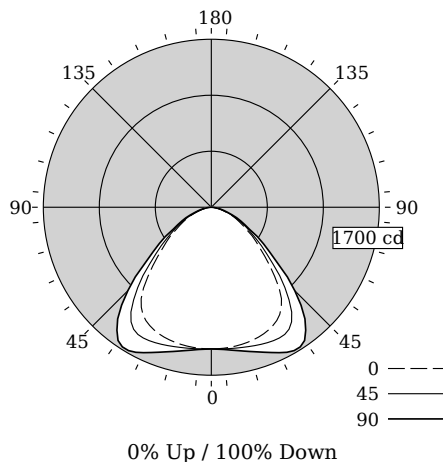


SilkSpace

2'x2', 4000 lm

4000K

Photometry



Total Output	4037 lm
Efficacy	102.7 lm/W
CCT	3809K
CRI	82
Distribution	0% Up / 100% Down
Spacing Criteria (0/90°)	1.38/1.64
UGR	18.8

UGR values measured at 4Hx8H, 0.25H

Fixture photometry has been conducted in accordance with IESNA LM-79-08

IES files for this and other photometric options can be downloaded online at www.lightingproducts.philips.com

Candela Distribution

Vertical Angle	Horizontal Angle					Zonal Lumens
	0	22.5	45	67.5	90	
0	1451	1451	1451	1451	1451	0
5	1451	1451	1452	1456	1459	139
15	1438	1447	1472	1500	1512	418
25	1398	1427	1504	1587	1620	697
35	1288	1338	1474	1621	1673	915
45	920	963	1087	1238	1301	843
55	496	518	606	678	713	545
65	280	286	304	326	337	306
75	116	120	130	141	147	141
85	23	24	28	32	34	33
90	0	0	0	0	0	0
95	0	0	0	0	0	0
105	0	0	0	0	0	0
115	0	0	0	0	0	0
125	0	0	0	0	0	0
135	0	0	0	0	0	0
145	0	0	0	0	0	0
155	0	0	0	0	0	0
165	0	0	0	0	0	0
175	0	0	0	0	0	0
180	0	0	0	0	0	0


Coefficients of Utilization (%)

RCR	Ceiling: 80										
	Wall: 70		30		10		70		50		0
0	119	119	119	119	116	116	116	111	111	111	100
1	110	106	102	99	108	104	101	100	97	94	87
2	101	94	88	83	99	92	87	89	84	80	75
3	93	84	76	70	91	82	75	79	73	69	64
4	86	75	67	61	84	73	66	71	65	59	56
5	79	67	59	53	77	66	58	64	57	52	49
6	73	61	52	46	71	60	52	58	51	46	43
7	68	55	47	41	66	54	47	53	46	41	38
8	63	50	42	37	62	50	42	48	41	36	34
9	59	46	38	33	58	46	38	45	38	33	31
10	55	43	35	30	54	42	35	41	34	30	28

Avg. Luminance (cd/m2)

Vertical Angle	Horizontal Angle		
	0	45	90
55	2589	3164	3723
65	1987	2152	2387
75	1348	1506	1702
85	774	956	1183

Philips Ledalite



Light Output (Lumens) **4037**

Watts **39.3**

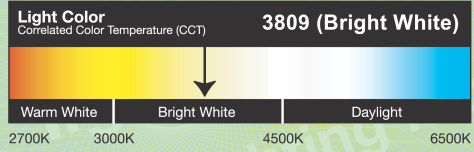
Lumens per Watt (Efficacy) **102.72**

Color Accuracy **82**

Color Rendering Index (CRI)

Light Color **3809 (Bright White)**

Correlated Color Temperature (CCT)



2700K 3000K 4500K 6500K

All results are according to IESNA LM-79-2008: Approved Method for the Electrical and Photometric Testing of Solid-State Lighting. The U.S. Department of Energy (DOE) verifies product test data and results.

Visit www.lightingfacts.com for the Label Reference Guide.

Registration Number: F46Z-TCI5FA (7/11/2016)
Model Number: 4222xxxL8AD
Type: Luminaire - Troffer/Grid Ceiling

Electrical Specifications

Input Voltage	120V	277V
Input Power	39.3W	38.9W
Input Current	0.33A	0.14A
Power Factor	0.996	0.971
Total Harm. Distortion	5.5%	9.0%

Tested values – contact technical support for rated values. Off-state power zero unless certain controls are specified.

With SpaceWise DT, standby power <0.5W (120V) or <0.8W (277V).

