



Recessed

SilkSpace

2'x2', 4000 lm
3000K



Project: _____
 Spec Type: _____
 Catalog No: 4222DxxxL8CD _____
 Qty _____
 Line Notes: _____

Philips Ledalite SilkSpace LED recessed combines LED Light Guide technology and Ledalite's revolutionary MesoOptics technology to deliver discrete, comfortable lighting with great performance and ultra low-glare.

Ordering guide

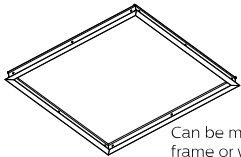
Product Type	Version	Configuration	Light Source *	CRI/CCT	Lumens *	Housing	Wiring †	Voltage	Driver
4222	D1	ST	L	8C	D				
SilkSpace 2'x2' LED	D1 Standard T Grid	ST Standalone	L LED	8C CRI 80 3000K 8B CRI 80 3500K 8A CRI 80 4000K	K 1700 lm E 3000 lm D 4000 lm	S Standard C Chicago Plenum	7 1 cct Dimming N 1 cct Dimming + EM Batt Pack	1 120V 2 277V 3 347V	E Philips Advance 0-10V S Philips Advance SR

* Nominal values within a range. Consult photometry data for exact color temp, lumens & distribution.

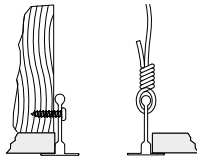
† Not all wiring types are available with all configurations. Consult Philips Ledalite for a complete list of available options.

Upgrades & Accessories Please indicate with check mark.

- Drywall Kit Trim Mount
- Flex Whip (6' length)



Can be mounted to wood frame or with hanger wire



Integrated Controls Please indicate with check mark.

- Response Daylight Sensor Single Zone (DS)
- Philips Actilume Occupancy Sensor (DO) (includes field commissionable daylight sensor)
- SpaceWise DT Occupancy & Daylight Sensor (SZ)



SilkSpace

2'x2', 4000 lm
3000K

Housing

Sides and center spine: precision aluminum extrusion; end caps, back housing and driver cover: die-formed, 20 gauge cold-rolled steel, pre and post painted. Available in white. Multiple wire entrances are available (top or side) to allow continuous row mounting of fixtures.

Electrical

Factory pre-wired with driver safety disconnects. Dimming enabled as standard: 0-10V (1-100%). Philips Advance Xitanium Sensor Ready (SR), 5-100% (for SpaceWise). Output is Class 2 rated. Consult factory for a list of other options. LED boards and drivers are easily field replaceable, if required.

Lumen Maintenance

Lumen maintenance of the LEDs has been tested by the manufacturer in accordance with IESNA LM-80-08. At an ambient temperature of 25°C, the LED lumen maintenance expectation is L80(12K)>72,000h according to IES TM-21-11 Addendum A Reported methodology.

Controls

Available with the following integrated controls:
Response daylight sensor (for single zone).
Philips Actilume occupancy sensor (includes field commissionable daylight).
SpaceWise DT occupancy & daylight sensor w/ advanced grouping & dwell time.
SpaceWise DT commissioning via Android phone and Philips Field App. Compatible dimming wireless wall switches are available. For more information, please refer to www.philips.com/spacewise

Weight

Maximum 28lbs (2x4); 21lbs (1x4); 15lbs (2x2).

Mounting

Fixtures are factory pre-wired and tested for all circuits and emergency battery packs. Compatible with 15/16" lay-in acoustical ceilings using exposed grid suspension (NEMA type G). For 9/16" slot T-grid ceilings, fixture will sit 5/16" above bottom of Tee. Optional armored cable flex whips are supplied in 6' lengths.

Warranty

Five-year luminaire limited warranty including LED boards and driver.

USA: <http://www.usa.lighting.philips.com/support/support/warranty>

Canada: <http://www.lighting.philips.ca/support/support/warranty>

Certifications

SilkSpace luminaires are DesignLights Consortium® qualified. Please see the DLC QPL list for exact catalog numbers (<http://www.designlights.org/QPL>)

Environment

Rated for dry & damp locations in operating in ambient temperatures of 25°C.

General Notes

Many luminaire components, such as reflectors, refractors, lenses, sockets, lamp holders, and LEDs are made from various types of plastics which can be adversely affected by airborne contaminants. If sulfur based chemicals, petroleum based products, cleaning solutions, or other contaminants are expected in the intended area of use, consult factory for compatibility. Damage caused by sulfur, chlorine, petroleum based solution or other contaminants are not covered under warranty.

Optical System

The optical system is comprised of arrays of LEDs edge-lighting a low profile light guide panel. The microstructured surface of the light guide panel optimizes the light extraction creating a homogenously luminous appearance. Light is then controlled by MesoOptics film suppressing the high-angle light creating an ultra low-glare bat-wing distribution.

Approvals

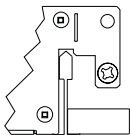
Certified to UL, CSA & IES Standards. City of Chicago Approved CCEA (housing option C).

Due to continuing product improvements, Philips Ledalite reserves the right to change the specifications without notice.

Options and Details

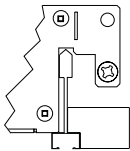
Mounting

Integrates with most common T-Grid ceiling types



Flat T-Grid

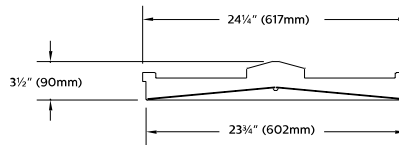
Works with 9/16" & 15/16" flat T-Grid ceilings



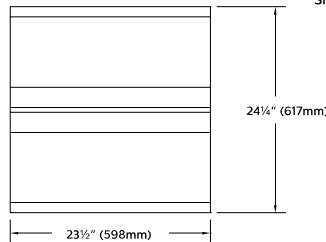
Slot T-Grid

Can also be used with slot T-Grid ceilings. For 9/16" slot T-grid ceilings, fixture will sit 5/16" above bottom of T-Bar.

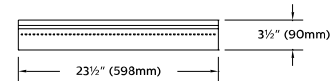
Cross Section



Lens View



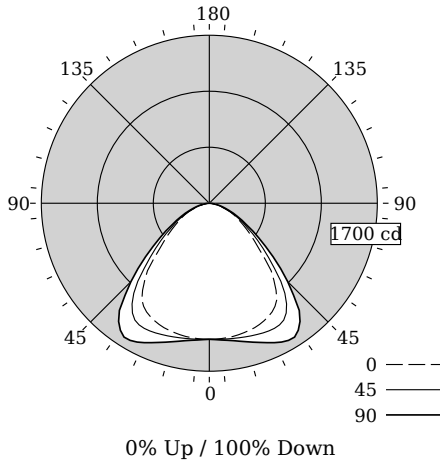
Side View



SilkSpace

2'x2', 4000 lm
3000K

Photometry



Total Output	3905 lm
Efficacy	99.1 lm/W
CCT	2968K
CRI	81
Distribution	0% Up / 100% Down
Spacing Criteria (0/90°)	1.38/1.65
UGR	18.7

UGR values measured at 4Hx8H, 0.25H

Fixture photometry has been conducted in accordance with IESNA LM-79-08

IES files for this and other photometric options can be downloaded online at www.lightingproducts.philips.com

Candela Distribution

Vertical Angle	Horizontal Angle					Zonal Lumens
	0	22.5	45	67.5	90	
0	1396	1396	1396	1396	1396	0
5	1396	1396	1397	1400	1402	134
15	1383	1392	1416	1441	1451	402
25	1344	1375	1449	1525	1552	670
35	1240	1294	1427	1566	1609	883
45	888	937	1059	1208	1253	819
55	478	498	578	662	687	528
65	271	277	294	317	326	297
75	113	118	127	138	144	138
85	22	24	27	31	34	33
90	0	0	0	0	0	0
95	0	0	0	0	0	0
105	0	0	0	0	0	0
115	0	0	0	0	0	0
125	0	0	0	0	0	0
135	0	0	0	0	0	0
145	0	0	0	0	0	0
155	0	0	0	0	0	0
165	0	0	0	0	0	0
175	0	0	0	0	0	0
180	0	0	0	0	0	0

Coefficients of Utilization (%)

RCR	Ceiling: 80																	
	Wall:		70		30		10		70		50		30		10		0	
0	119	119	119	119	116	116	116	111	111	111	111	111	111	111	111	111	111	100
1	110	106	102	99	108	104	100	100	97	94	87	87	84	80	74	74	74	87
2	101	94	88	83	99	92	87	87	89	84	80	74	73	68	64	64	64	87
3	93	84	76	70	91	82	75	79	73	68	64	64	64	64	64	64	64	87
4	86	75	67	60	84	73	66	71	64	59	56	56	56	56	56	56	56	87
5	79	67	59	53	77	66	58	64	57	52	49	49	49	49	49	49	49	87
6	73	61	52	46	71	60	52	58	51	46	43	43	43	43	43	43	43	87
7	68	55	47	41	66	54	46	53	46	41	38	38	38	38	38	38	38	87
8	63	50	42	37	62	50	42	48	41	36	34	34	34	34	34	34	34	87
9	59	46	38	33	58	46	38	44	38	33	31	31	31	31	31	31	31	87
10	55	43	35	30	54	42	35	41	34	30	28	28	28	28	28	28	28	87

Avg. Luminance (cd/m2)

Vertical Angle	Horizontal Angle		
	0	45	90
55	2498	3018	3588
65	1919	2087	2309
75	1308	1471	1661
85	763	939	1165

Philips Ledalite

Lighting facts
A Program of the U.S. DOE

Light Output (Lumens) **3905**
Watts **39.4**
Lumens per Watt (Efficacy) **99.11**

Color Accuracy **80**
Color Rendering Index (CRI)

Light Color **2968 (Warm White)**
Correlated Color Temperature (CCT)

2700K 3000K 4500K 6500K

All results are according to IESNA LM-79-2008: Approved Method for the Electrical and Photometric Testing of Solid-State Lighting. The U.S. Department of Energy (DOE) verifies product test data and results.

Visit www.lightingfacts.com for the Label Reference Guide.

Registration Number: F46Z-576ZD7 (7/11/2016)
 Model Number: 4222xxxxL8CD
 Type: Luminaire - Troffer/Grid Ceiling

Electrical Specifications

Input Voltage	120V	277V
Input Power	39.4W	39.0W
Input Current	0.33A	0.14A
Power Factor	0.996	0.971
Total Harm. Distortion	5.5%	9.0%

Tested values – contact technical support for rated values. Off-state power zero unless certain controls are specified.

With SpaceWise DT, standby power <0.5W (120V) or <0.8W (277V).

