

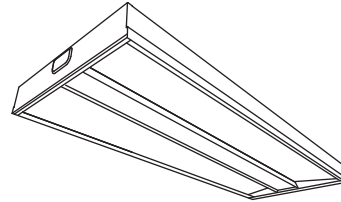
Shine™



Recessed

2'x4'

3 T5



Project Name

Spec Type

Notes

Order Guide

Some combinations of product options may not be available. Consult factory for assistance with your specification.

3324			F328	-		-		-		-		
Product Series & Size Shine 2'x4'	Version D1 Standard T-Grid A1 Air Return on Standard T-Grid	Configuration ST Standalone CR Continuous Row CMS Continuous Row Master/Satellite	Lamping 3 T5 (28W)	Housing S Standard (22ga.) C Chicago Plenum	Wiring 1 1 cct 2 2 cct 5 1 cct w/ Battery Pack 7 1 cct Dimming	Voltage 1 120V 2 277V 3 347V	Ballast E Standard Ballast	Consult website for complete list of standard wiring options				Consult website for ballast manufacturer information
See details on next page												

Upgrades & Accessories

Please indicate with check mark.

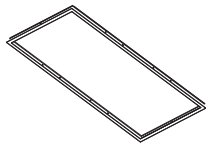
Lamps Included

Lamps Included & Installed

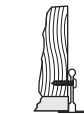
Job Pack

Flex Whip

Drywall Kit



Can be mounted to wood frame or with hanger wire



Wood Frame

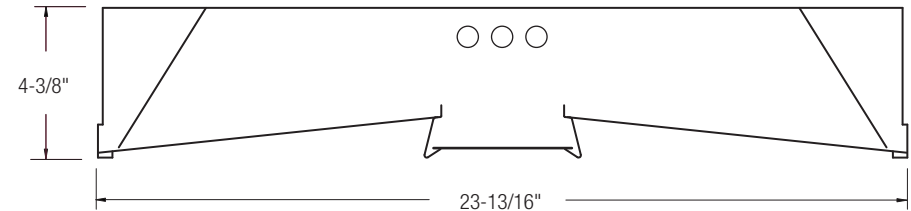


Hanger Wire

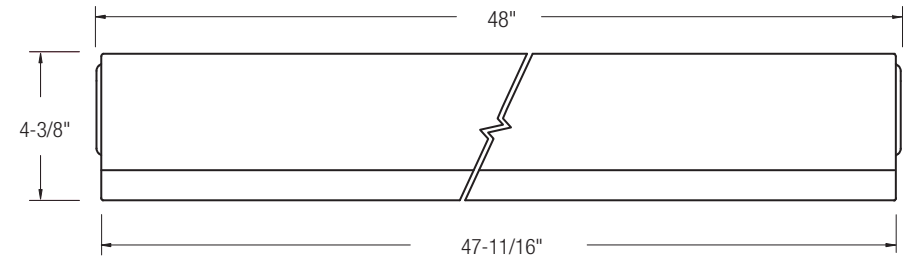
Response Daylight

For details visit www.ledalite.com/response

Cross Section



Side View

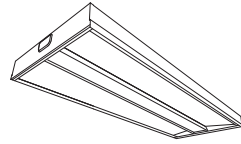


Shine™

Recessed

2'x4'

3 T5



Photometry

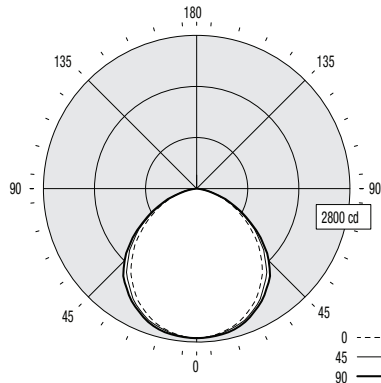
Report Summary

Report # 9901761
 Filename 3324D1F328.ies
 Efficiency 82.7%

Spacing Criteria 1.21 @ 0° along
 1.28 @ 90° across

Candela Distribution

Vertical Angle	Horizontal Angle					Zonal Lumens
	0	22.5	45	67.5	90	
0	2734	2734	2734	2734	2734	263
5	2712	2718	2714	2723	2723	743
15	2599	2614	2625	2659	2663	1128
25	2378	2422	2448	2494	2483	1354
35	2057	2116	2152	2236	2226	1367
45	1636	1715	1758	1873	1861	1145
55	1161	1238	1286	1370	1329	766
65	702	764	748	810	780	362
75	321	358	326	340	307	65
85	46	60	36	44	28	
90	0	0	0	0	0	



Coefficients of Utilization (%)

Ceiling: Wall:	80				70				50				0
	70	50	30	10	70	50	30	50	30	10	0	0	
0 RCR	98	98	98	98	96	96	96	91	91	91	82		
1	90	87	83	80	88	85	82	81	79	77	70		
2	82	76	71	66	80	74	70	72	67	64	59		
3	75	67	61	55	73	66	60	63	58	54	50		
4	69	60	53	47	67	58	52	56	51	46	43		
5	64	53	46	41	62	52	46	51	45	40	38		
6	59	48	41	36	57	47	40	46	40	35	33		
7	54	44	36	32	53	43	36	42	36	31	29		
8	51	40	33	28	49	39	33	38	32	28	26		
9	47	36	30	25	46	36	30	35	29	25	23		
10	44	34	27	23	43	33	27	32	27	23	21		

Based on a floor reflectance of 0.2

Avg. Luminance (cd/m²)

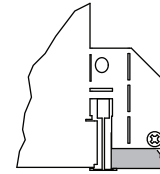
Vertical Angle	Horizontal Angle		
	0	45	90
55	2909	3222	3330
65	2387	2544	2652
75	1782	1810	1705
85	758	594	462

IES files for this and other photometric options can be downloaded online at www.ledalite.com

Additional Information

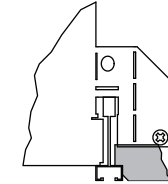
Mounting

Integrates with most common T-bar ceiling types.



Flat T-Grid

Option D1 works with 9/16" and 15/16" flat T-grid ceilings.

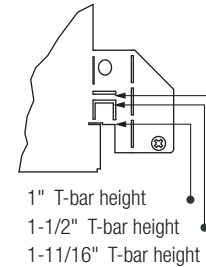


Slot T-Grid

D1 can also be used with slot T-grid ceilings, but it will not sit flush with the bottom of the T-bar.

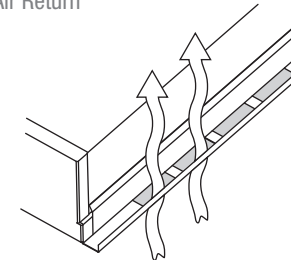
Ceiling Types

Integrated mounting tabs can be field-adjusted to various T-bar ceiling heights for fastening directly to the T-bar grid and/or tied-off to the building structure.



1" T-bar height
 1-1/2" T-bar height
 1-11/16" T-bar height

Air Return



The air return version features slotted vents along the sides of the fixture. As a result, the installation method of the air return version is different to the standard version, and the fixture cannot be installed in continuous rows.

Specifications

Due to continuing product improvements, Ledalite reserves the right to change specifications without notice.

Housing

Die-formed, post-painted, 22 gauge cold-rolled steel (New York City version is 20 gauge). Wire entrances are positioned on the side of the housing to allow easy wiring access for the installer. Multiple wire entrances are available on top or side to allow continuous row mounting of fixtures. Maintenance can be performed from below the ceiling without tools. No hardware is visible.

Weight

Maximum 40 lbs.

Optical System

Optical system consists of highly reflective painted interior reflectors and three flat acrylic lenses with 95% transmittance.

Mounting

Fixture is compatible with most ceiling types. Option D1 works with 9/16" and 15/16" standard T-grid ceiling systems. D1 can be used with slot T-grid ceiling systems but fixture will be slightly regressed above the T-bar. Integrated tabs are provided for different T-grid heights. Optional drywall kit is available for non-accessible ceilings.

Ballast

Electronic. Supplied with pre-installed ballast disconnects as per national electric codes.

Wiring

Fixtures are factory pre-wired and tested for all circuits and emergency battery packs; all leads pulled to a side access with cover plate. Optional armored cable flex whips are supplied in 6' lengths for 1x4, 2x2 and 2x4 fixtures. Armored cable flex connectors are supplied in 9' lengths for optional master/satellite configurations.

Air Return

Air return option available in 2'x2' and 2'x4' sizes. Perforated air return side rails are finished in black.

Approvals

Certified to UL & CSA Standards. City of Chicago Approved CCEA (housing option C). Designed to comply with NYC code requirements (Housing Option N).

Finish

Housing and Frame: Post-painted, high quality powder coat. Available in white.