

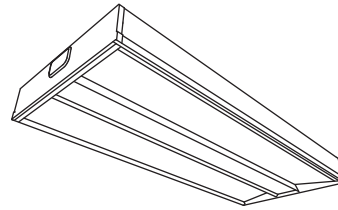
Shine™



Recessed

20"x4'

3 T8



Project Name

Spec Type

Notes

Order Guide

Some combinations of product options may not be available. Consult factory for assistance with your specification.

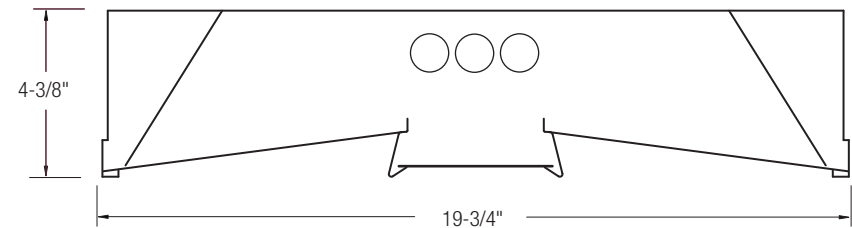
3354			T332	-		-		-		-	
Product Series & Size	Version	Configuration	Lamping	Housing	Wiring	Voltage	Ballast				
Shine 20"x4'	NN Standard T-Grid*	ST Standalone	3 T8 (32W)	S Standard (22ga.)	1 1 cct 2 2 cct 5 1 cct w/ Battery Pack 7 1 cct Dimming	1 120V 2 277V 3 347V	E Standard Ballast				
<p>*Optional filler panels for 20"x4' fixtures used in 20"x 60" ceiling grid systems are ordered separately and field installed (see below).</p> <p>For 20"x4' fixtures with air return, select perforated filler panel (see below).</p>					Consult website for complete list of standard wiring options		Consult website for ballast manufacturer information				

Upgrades & Accessories

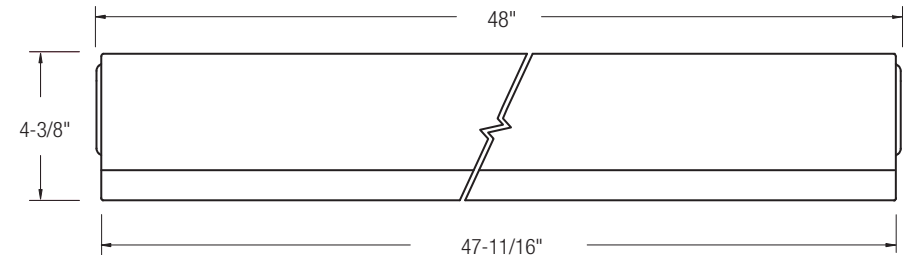
Please indicate with check mark.

<input type="checkbox"/> Lamps Included	<input type="checkbox"/> Lamps Included & Installed
<input type="checkbox"/> Job Pack	<input type="checkbox"/> Flex Whip
<input type="checkbox"/> Response Daylight For details visit www.ledalite.com/response	<input type="checkbox"/> Solid Filler Panel (set of 2)
	<input type="checkbox"/> Perforated Filler Panel /Air Return (set of 2)

Cross Section



Side View

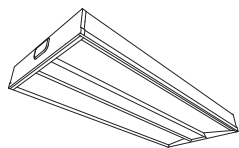


Shine™

Recessed

20"x4'

3 TB



Photometry

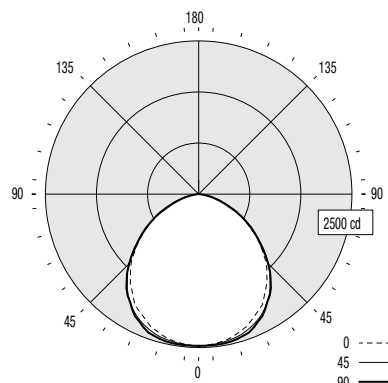
Report Summary

Report # 9901725
Filename 3354D1T332.ies
Efficiency 74.2%

Spacing Criteria 1.23 @ 0° along
 1.28 @ 90° across

Candela Distribution

Vertical Angle	Horizontal Angle					Zonal Lumens
	0	22.5	45	67.5	90	
0	2474	2474	2474	2474	2474	239
5	2458	2466	2466	2474	2475	679
15	2367	2385	2411	2442	2444	1040
25	2177	2229	2269	2297	2292	1242
35	1901	1980	2010	2025	2020	1237
45	1552	1622	1608	1647	1601	1028
55	1102	1180	1134	1189	1121	695
65	701	732	689	716	664	336
75	323	340	305	306	277	69
85	62	73	46	48	41	
90	0	0	0	0	0	



Coefficients of Utilization (%)

Ceiling: Wall:	80				70				50				0			
	70	50	30	10	70	50	30	10	50	30	10	0	0	0	0	
0 RCR	88	88	88	88	86	86	86	82	82	82	82	74				
1	81	78	75	72	79	76	74	73	71	69	63					
2	74	68	64	60	72	67	63	64	61	57	53					
3	68	60	54	50	66	59	54	57	52	49	45					
4	62	54	47	42	60	53	47	51	46	42	39					
5	57	48	41	37	56	47	41	46	40	36	34					
6	53	43	37	32	51	42	36	41	36	32	30					
7	49	39	33	28	48	39	33	37	32	28	26					
8	46	36	30	25	44	35	29	34	29	25	23					
9	43	33	27	23	42	32	27	31	26	23	21					
10	40	30	24	21	39	30	24	29	24	20	19					

Based on a floor reflectance of 0.2

Avg. Luminance (cd/m²)

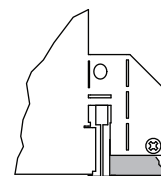
Vertical Angle	Horizontal Angle		
	0	45	90
55	3359	3457	3417
65	2900	2850	2747
75	2182	2060	1871
85	1244	923	822

IES files for this and other photometric options can be downloaded online at www.ledalite.com

Additional Information

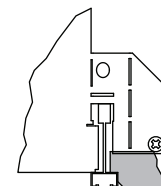
Mounting

Integrates with most common T-bar ceiling types.



Flat T-Grid

Works with 9/16" and 15/16" flat T-grid ceilings.



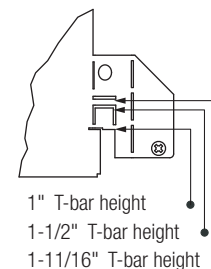
Slot T-Grid

Can also be used with slot T-grid ceilings, but it will not sit flush with the bottom of the T-bar.

Note: Optional filler panels for 20"x4' fixtures used in 20"x 60" ceiling grid systems are ordered separately and field installed. For 20"x4' fixtures with air return, select perforated filler panel (see below).

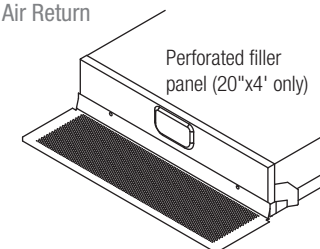
Ceiling Types

Integrated mounting tabs can be field-adjusted to various T-bar ceiling heights for fastening directly to the T-bar grid and/or tied-off to the building structure.



1" T-bar height
 1-1/2" T-bar height
 1-11/16" T-bar height

Air Return



The air return version features a perforated filler panel at the end of the fixture. As a result, the installation method of the air return version is different to the standard version, and the fixture cannot be installed in continuous rows.

Specifications

Due to continuing product improvements, Ledalite reserves the right to change specifications without notice.

Housing

Die-formed, post-painted, 22 gauge cold-rolled steel. Wire entrances are positioned on the side of the housing to allow easy wiring access for the installer. Multiple wire entrances are available on top or side to allow continuous row mounting of fixtures. Maintenance can be performed from below the ceiling without tools. No hardware is visible. Available with optional field installed filler panels (solid or perforated).

Weight

Maximum 40 lbs.

Optical System

Optical system consists of highly reflective painted interior reflectors and three flat acrylic lenses with 95% transmittance.

Mounting

Fixture is compatible with most common T-bar ceiling types. Integrated tabs are provided for different T-grid heights.

Works with 9/16" and 15/16" standard T-grid ceiling systems. Can also be used with slot T-grid ceiling systems but fixture will be slightly regressed above the T-bar.

Ballast

Electronic. Supplied with pre-installed ballast disconnects as per national electric codes.

Wiring

Fixtures are factory pre-wired and tested for all circuits and emergency battery packs; all leads pulled to a side access with cover plate. Optional armored cable flex whips are supplied in 6' lengths. Armored cable flex connectors are supplied in 9' lengths for standard master/satellite configurations.

Air Return

Available for 20"x4' only via perforated filler panel (see above).

Approvals

Certified to UL & CSA Standards.

Finish

Housing and Frame: Post-painted, high quality powder coat. Available in white.