

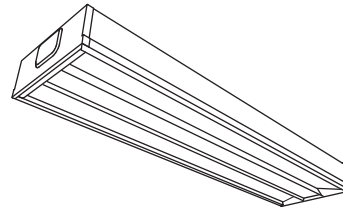
Shine™



Recessed

1'x4'

1 T5



Project Name

Spec Type

Notes

Order Guide

Some combinations of product options may not be available. Consult factory for assistance with your specification.

3314			F128	-		-		-		-	
Product Series & Size	Version	Configuration	Lamping	Housing	Wiring	Voltage	Ballast				
Shine 1'x4'	D1 Standard T-Grid	ST Standalone CR Continuous Row SMS Standalone Master/Satellite CMS Continuous Row Master/Satellite	1 T5 (28W)	S Standard (22ga.) C Chicago Plenum	1 1 cct 5 1 cct w/ Battery Pack 7 1 cct Dimming	1 120V 2 277V 3 347V	E Standard Ballast				
See details on next page					Consult website for complete list of standard wiring options		Consult website for ballast manufacturer information				

Upgrades & Accessories

Please indicate with check mark.

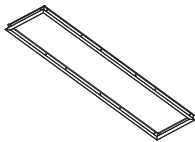
Lamps Included

Lamps Included & Installed

Job Pack

Flex Whip

Drywall Kit



Can be mounted to wood frame or with hanger wire



Wood Frame

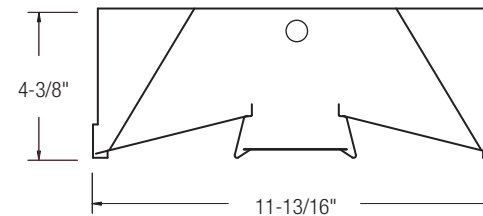


Hanger Wire

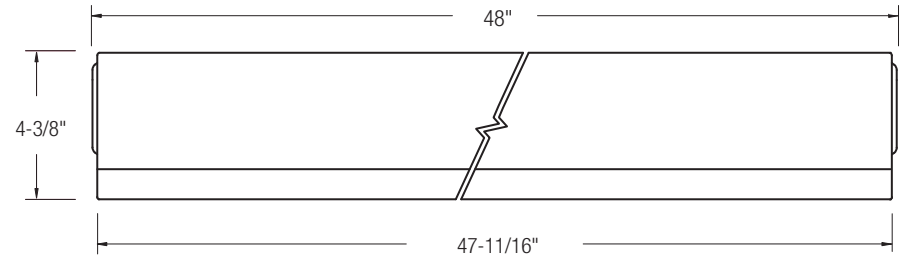
Response Daylight

For details visit www.ledalite.com/response

Cross Section



Side View

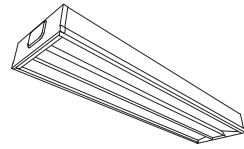


Shine™

Recessed

1'x4'

1 T5



Photometry

Report Summary

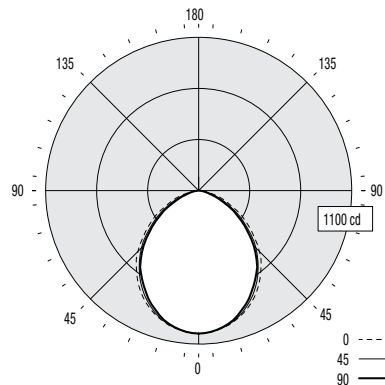
Report # 9901741
Filename 3314D1F128.ies
Efficiency 83.9%

Spacing Criteria 1.21 @ 0° along
 1.15 @ 90° across

Meets RP-1-04 recommendations for VDT-Normal spaces

Candela Distribution

Vertical Angle	Horizontal Angle					Zonal Lumens
	0	22.5	45	67.5	90	
0	1026	1026	1026	1026	1026	
5	1019	1021	1018	1019	1018	98
15	974	978	969	969	962	274
25	891	900	873	869	856	405
35	769	784	741	740	723	470
45	617	616	582	575	560	454
55	437	437	398	395	371	366
65	258	267	228	218	195	236
75	123	127	93	85	72	109
85	20	23	14	17	12	22
90	0	0	0	0	0	



Coefficients of Utilization (%)

Ceiling: Wall:	80				70				50				0				
	70	50	30	10	70	50	30	10	50	30	10	0	70	50	30	10	0
0 RCR	99	99	99	99	97	97	97	93	93	93	93	83					
1	92	88	85	82	90	86	83	83	80	78	72						
2	84	78	73	68	82	76	71	73	69	66	61						
3	77	69	63	58	75	68	62	65	60	56	52						
4	71	61	55	49	69	60	54	58	53	48	45						
5	65	55	48	43	64	54	48	53	47	42	40						
6	61	50	43	38	59	49	42	48	42	37	35						
7	56	45	38	33	55	45	38	43	37	33	31						
8	52	41	35	30	51	41	34	40	34	30	28						
9	49	38	31	27	48	38	31	37	31	27	25						
10	46	35	29	24	45	35	29	34	28	24	23						

Based on a floor reflectance of 0.2

Avg. Luminance (cd/m²)

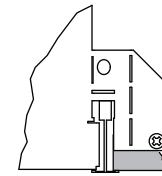
Vertical Angle	Horizontal Angle		
	0	45	90
55	2273	2070	1930
65	1821	1610	1377
75	1418	1072	830
85	685	479	411

IES files for this and other photometric options can be downloaded online at www.ledalite.com

Additional Information

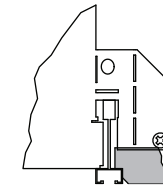
Mounting

Integrates with most common T-bar ceiling types.



Flat T-Grid

Option D1 works with 9/16" and 15/16" flat T-grid ceilings.

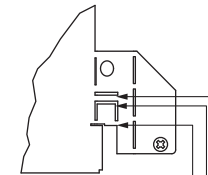


Slot T-Grid

D1 can also be used with slot T-grid ceilings, but it will not sit flush with the bottom of the T-bar.

Ceiling Types

Integrated mounting tabs can be field-adjusted to various T-bar ceiling heights for fastening directly to the T-bar grid and/or tied-off to the building structure.



1" T-bar height
 1-1/2" T-bar height
 1-11/16" T-bar height

Specifications

Due to continuing product improvements, Ledalite reserves the right to change specifications without notice.

Housing

Die-formed, post-painted, 22 gauge cold-rolled steel (New York City version is 20 gauge). Wire entrances are positioned on the side of the housing to allow easy wiring access for the installer. Multiple wire entrances are available on top or side to allow continuous row mounting of fixtures. Maintenance can be performed from below the ceiling without tools. No hardware is visible.

Weight

Maximum 30 lbs.

Optical System

Optical system consists of highly reflective painted interior reflectors and three flat acrylic lenses with 95% transmittance.

Mounting

Fixture is compatible with most ceiling types. Option D1 works with 9/16" and 15/16" standard T-grid ceiling systems. D1 can be used with slot T-grid ceiling systems but fixture will be slightly regressed above the T-bar. Integrated tabs are provided for different T-grid heights. Optional drywall kit is available for non-accessible ceilings.

Ballast

Electronic. Supplied with pre-installed ballast disconnects as per national electric codes.

Wiring

Fixtures are factory pre-wired and tested for all circuits and emergency battery packs; all leads pulled to a side access with cover plate. Optional armored cable flex whips are supplied in 6' lengths for 1x4, 2x2 and 2x4 fixtures. Armored cable flex connectors are supplied in 9' lengths for optional master/satellite configurations.

Air Return

Air return option available in 2'x2' and 2'x4' sizes. Perforated air return side rails are finished in black.

Approvals

Certified to UL & CSA Standards. City of Chicago Approved CCEA (housing option C). Designed to comply with NYC code requirements (Housing Option N).

Finish

Housing and Frame: Post-painted, high quality powder coat. Available in white.