

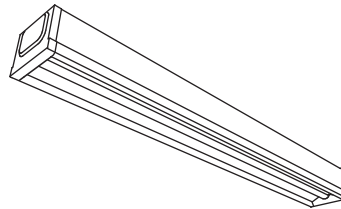
PureFX[®]



Recessed

6"x4'

1 T5



Project Name

Spec Type

Notes

Order Guide

Some combinations of product options may not be available. Consult factory for assistance with your specification.

9464			F128	-		-		-		-	
Product Series & Size	Version	Configuration	Lamping	Housing	Wiring	Voltage	Ballast				
PureFX 6"x4'	D1 Standard T-Grid	ST Standalone CR Continuous Row SMS Standalone Master/Satellite CMS Continuous Row Master/Satellite	1 T5 (28W)	S Standard (22ga.) T Standard w/ Frame Restraint	1 1 cct 5 1 cct w/ Battery Pack 7 1 cct Dimming	1 120V 2 277V 3 347V	E Standard Ballast				
See details on next page					Consult website for complete list of standard wiring options		Consult website for ballast manufacturer information				


Upgrades & Accessories

Please indicate with check mark.

Lamps Included Lamps Included & Installed

Job Pack

Drywall Kit



Can be mounted to wood frame or with hanger wire

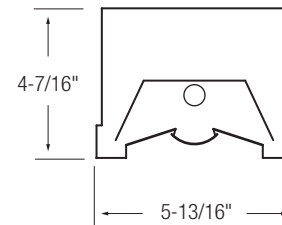


Wood Frame

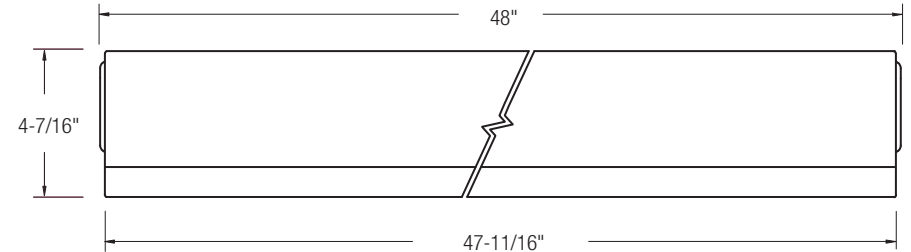


Hanger Wire

Cross Section



Side View

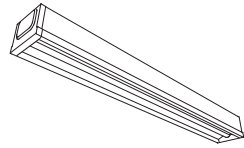


PureFX®

Recessed

6"x4'

1 T5



Photometry

Report Summary

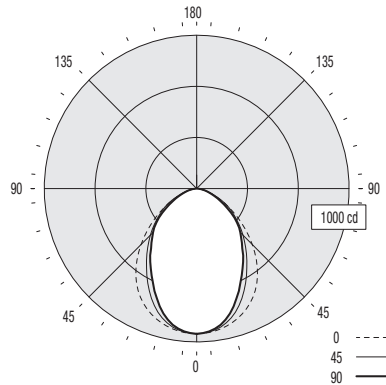
Report # 9900025
Filename 9464D1F128.ies
Efficiency 68.2%

Spacing Criteria 1.2 @ 0° along
 1 @ 90° across

Meets RP-1-04 recommendations for VDT-Normal spaces

Candela Distribution

Vertical Angle	Horizontal Angle				Zonal Lumens
	0	22.5	45	67.5	
0	948	948	948	948	948
5	942	941	939	936	936
15	905	893	874	851	844
25	827	788	735	694	679
35	696	631	574	542	532
45	516	465	430	408	405
55	328	313	298	287	276
65	172	179	178	155	151
75	61	79	74	68	68
85	7	13	16	14	14
90	0	0	0	0	0



Coefficients of Utilization (%)

Ceiling: Wall:	80				70				50				0				
	70	50	30	10	70	50	30	10	50	30	10	0	70	50	30	10	0
0 RCR	81	81	81	81	79	79	79	76	76	76	68						
1	75	72	70	67	73	71	68	68	66	64	59						
2	69	64	60	56	67	63	59	60	57	54	51						
3	64	57	52	48	62	56	51	54	50	47	44						
4	59	51	46	41	57	50	45	49	44	41	38						
5	54	46	40	36	53	45	40	44	39	36	34						
6	50	42	36	32	49	41	36	40	35	32	30						
7	47	38	33	29	46	38	32	37	32	28	27						
8	44	35	30	26	43	35	29	34	29	26	24						
9	41	32	27	23	40	32	27	31	26	23	22						
10	38	30	25	21	38	30	25	29	24	21	20						

Based on a floor reflectance of 0.2

Avg. Luminance (cd/m²)

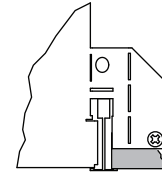
Vertical Angle	Horizontal Angle		
	0	45	90
55	4868	4423	4097
65	3465	3586	3042
75	2006	2434	2237
85	684	1563	1368

IES files for this and other photometric options can be downloaded online at www.ledalite.com

Additional Information

Mounting

Integrates with most common T-bar ceiling types.

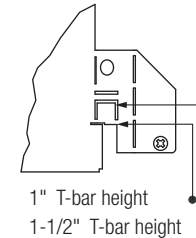


D1 Standard T-Grid

Option D1 works with 9/16" and 15/16" flat T-grid ceilings. It can also be used with slot T-grid ceilings, but it will not sit flush with the bottom of the T-bar.

Ceiling Types

Integrated mounting tabs can be field-adjusted to various T-bar ceiling heights for fastening directly to the T-bar grid and/or tied-off to the building structure.



1" T-bar height

1-1/2" T-bar height

Specifications

Due to continuing product improvements, Ledalite reserves the right to change specifications without notice.

Housing

Die-formed, post-painted, 22 gauge cold-rolled steel (New York City version is 20 gauge). Wire entrances are positioned on the side of the housing to allow easy wiring access for the installer. Multiple wire entrances are available on top or side to allow continuous row mounting of fixtures. Optional frame restraint is available to provide additional support to the optical frame.

Weight

Maximum 18 lbs.

Optical System

Optical assembly consists of flat acrylic panels and extruded curved acrylic lens. A protected MesoOptics® film layer creates optimal light distribution and high efficiency. The optical frame ends are constructed from die-formed cold-rolled steel assembled together with extruded aluminum profiles in a sturdy frame. The frame is hinged to allow easy access to the inside of the fixture. Maintenance can be performed from below the ceiling without tools. No hardware is visible.

Mounting

Fixture is compatible with most ceiling types. Integrated bend-out tabs are provided for different T-grid heights. Optional drywall kit is available for non-accessible ceilings. Use screws or hanger wire (supplied by others) to secure fixture.

Ballast

Electronic. Supplied with pre-installed ballast disconnects as per national electric codes.

Wiring

Optional flex whips are supplied in 6' lengths for 1x4, 2x2 and 2x4 fixtures. Flex connectors are supplied in 9' lengths for standard master/satellite configurations.

Air Return

Air return option available in 2'x2' and 2'x4' sizes only. Side rails are finished in black.

Approvals

Certified to UL & CSA Standards.
 City of Chicago Approved CCEA (housing option C).
 Designed to comply with NYC code requirements (Housing Option N).

Finish

Housing and Frame: Post-painted, high quality powder coat. Available in white only.