

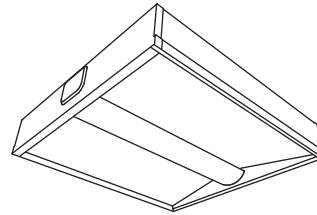
PureFX®



Recessed

2'x2'

2 TT5 (25W)



Project Name

Spec Type

Notes

Order Guide

Some combinations of product options may not be available. Consult factory for assistance with your specification.

9422			B225	-		-		-		-	
Product Series & Size	Version	Configuration	Lamping	Housing	Wiring	Voltage	Ballast				
PureFX 2'x2'	D1 Standard T-Grid D2 Slot T-Grid A1 Air Return on Standard T-Grid A2 Air Return on Slot T-Grid	ST Standalone CR Continuous Row	2 TT5 (25W)	S Standard (22ga.) C Chicago Plenum T Standard w/ Frame Restraint	1 1 cct 7 1 cct Dimming	1 120V 2 277V 3 347V	E Standard Ballast				
	See details on next page				Consult website for complete list of standard wiring options		Consult website for ballast manufacturer information				

Upgrades & Accessories

Please indicate with check mark.

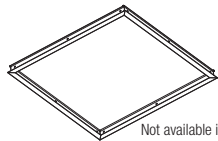
Lamps Included

Lamps Included & Installed

Job Pack

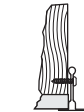
Flex Whip

Drywall Kit



Not available in continuous row

Can be mounted to wood frame or with hanger wire



Wood Frame

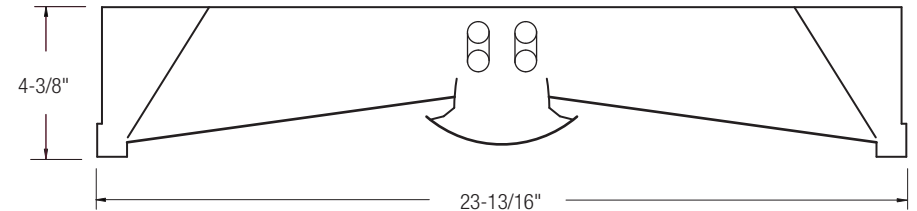


Hanger Wire


Response Daylight

For details visit www.ledalite.com/response

Cross Section

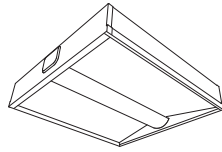


Side View



PureFX®

Recessed
2'x2'
2 TT5 (25W)



Photometry

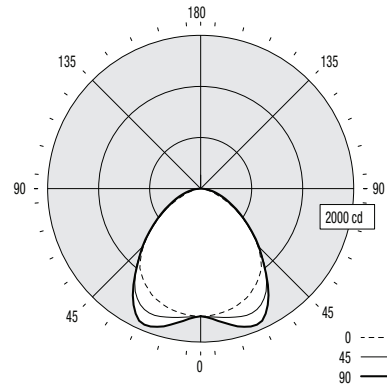
Report Summary

Report # 9901487
Filename 9422D1B225.ies
Efficiency 85.4%

Spacing Criteria 1.28 @ 0° along
1.4 @ 90° across

Candela Distribution

Vertical Angle	Horizontal Angle					Zonal Lumens
	0	22.5	45	67.5	90	
0	1666	1666	1666	1666	1666	164
5	1659	1667	1681	1694	1704	492
15	1615	1653	1736	1816	1861	793
25	1522	1601	1741	1867	1903	926
35	1354	1444	1502	1568	1532	831
45	1055	1077	1064	1097	1078	619
55	673	700	677	708	691	382
65	339	374	376	412	402	187
75	121	156	173	208	205	51
85	21	33	42	66	52	
90	0	0	0	0	0	



Coefficients of Utilization (%)

Ceiling: Wall:	80				70				50				0			
	70	50	30	10	70	50	30	10	70	50	30	10	70	50	30	10
0 RCR	102	102	102	102	99	99	99	95	95	95	85					
1	94	90	87	84	92	88	85	85	82	80	73					
2	86	80	74	70	84	78	73	75	71	68	63					
3	79	71	64	59	77	69	64	67	62	58	54					
4	73	63	56	51	71	62	56	60	54	50	47					
5	67	57	50	44	65	56	49	54	48	44	41					
6	62	51	44	39	61	51	44	49	43	38	36					
7	58	47	40	35	56	46	39	45	39	34	32					
8	54	43	36	31	53	42	35	41	35	31	29					
9	50	39	32	28	49	39	32	38	32	28	26					
10	47	36	30	25	46	36	30	35	29	25	23					

Based on a floor reflectance of 0.2

Avg. Luminance (cd/m²)

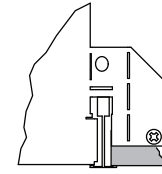
Vertical Angle	Horizontal Angle		
	0	45	90
55	3425	3445	3516
65	2341	2597	2776
75	1365	1951	2312
85	703	1407	1741

IES files for this and other photometric options can be downloaded online at www.ledalite.com

Additional Information

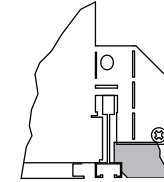
Mounting

Integrates with most common T-bar ceiling types.



D1 Standard T-Grid

Option D1 works with 9/16" and 15/16" flat T-grid ceilings. It can also be used with slot T-grid ceilings, but it will not sit flush with the bottom of the T-bar.

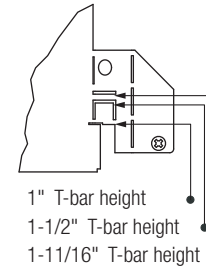


D2 Slot T-Grid

Option D2 is designed to sit flush with slot T-grid ceilings and some tegular tile ceiling types.

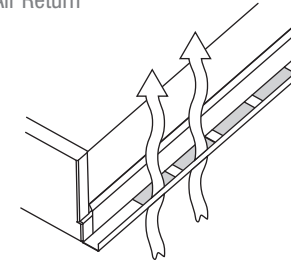
Ceiling Types

Integrated mounting tabs can be field-adjusted to various T-bar ceiling heights for fastening directly to the T-bar grid and/or tied-off to the building structure.



1" T-bar height
1-1/2" T-bar height
1-11/16" T-bar height

Air Return



The air return version features slotted vents along the sides of the fixture. As a result, the installation method of the air return version is different to the standard version, and the fixture cannot be installed in continuous rows.

Specifications

Due to continuing product improvements, Ledalite reserves the right to change specifications without notice.

Housing

Die-formed, post-painted, 22 gauge cold-rolled steel (New York City version is 20 gauge). Wire entrances are positioned on the side of the housing to allow easy wiring access for the installer. Multiple wire entrances are available on top or side to allow continuous row mounting of fixtures. Optional frame restraint is available to provide additional support to the optical frame.

Weight

Maximum 23 lbs.

Optical System

Optical assembly consists of flat acrylic panels and extruded curved acrylic lens. A protected MesoOptics® film layer creates optimal light distribution and high efficiency. The optical frame ends are constructed from die-formed cold-rolled steel assembled together with extruded aluminum profiles in a sturdy frame. The frame is hinged to allow easy access to the inside of the fixture. Maintenance can be performed from below the ceiling without tools. No hardware is visible.

Mounting

Fixture is compatible with most ceiling types. Integrated bend-out tabs are provided for different T-grid heights. Optional drywall kit is available for non-accessible ceilings. Use screws or hanger wire (supplied by others) to secure fixture.

Ballast

Electronic. Supplied with pre-installed ballast disconnects as per national electric codes.

Wiring

Optional flex whips are supplied in 6' lengths for 1x4, 2x2 and 2x4 fixtures. Flex connectors are supplied in 9' lengths for standard master/satellite configurations.

Air Return

Air return option available in 2'x2' and 2'x4' sizes only. Side rails are finished in black.

Approvals

Certified to UL & CSA Standards.
City of Chicago Approved CCEA (housing option C).
Designed to comply with NYC code requirements (Housing Option N).

Finish

Housing and Frame: Post-painted, high quality powder coat. Available in white only.