

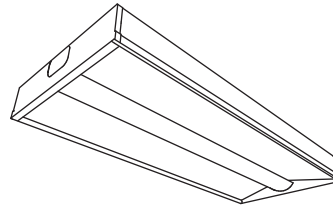
# PureFX®



Recessed

20"x4'

3 T5



Project Name

Spec Type

Notes

## Order Guide

Some combinations of product options may not be available. Consult factory for assistance with your specification.

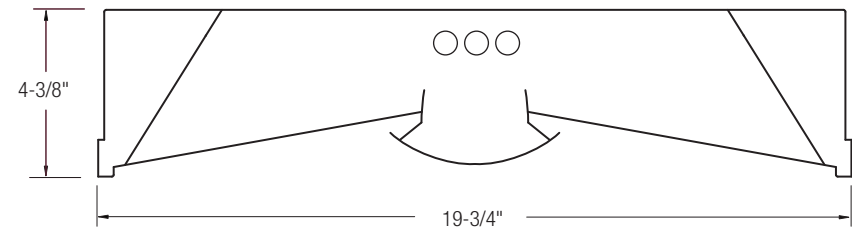
<b>9454</b>			<b>F328</b>	-		-		-		-	
Product Series & Size	Version	Configuration	Lamping	Housing	Wiring	Voltage	Ballast				
PureFX 20"x4'	<b>NN</b> Standard T-Grid*	<b>ST</b> Standalone	3 T5 (28W)	<b>S</b> Standard (22ga.) <b>T</b> Standard w/ Frame Restraint	<b>1</b> 1 cct <b>2</b> 2 cct <b>5</b> 1 cct w/ Battery Pack <b>7</b> 1 cct Dimming	<b>1</b> 120V <b>2</b> 277V <b>3</b> 347V	<b>E</b> Standard Ballast				
<p>*Optional filler panels for 20"x4' fixtures used in 20"x 60" ceiling grid systems are ordered separately and field installed (see below).</p> <p>For 20"x4' fixtures with air return, select perforated filler panel (see below).</p>					Consult website for complete list of standard wiring options		Consult website for ballast manufacturer information				

## Upgrades & Accessories

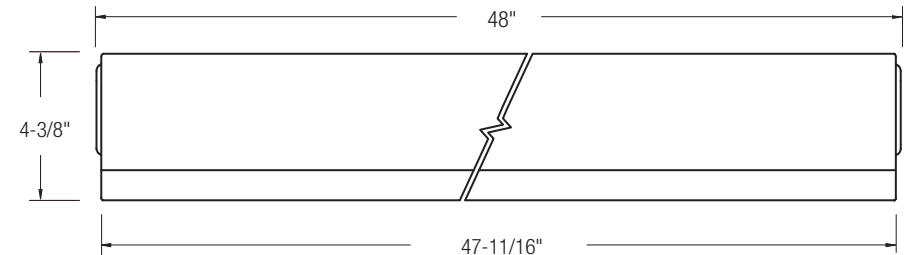
Please indicate with check mark.

<input type="checkbox"/> Lamps Included	<input type="checkbox"/> Lamps Included & Installed
<input type="checkbox"/> Job Pack	<input type="checkbox"/> Flex Whip
<input type="checkbox"/> Response Daylight For details visit <a href="http://www.ledalite.com/response">www.ledalite.com/response</a>	<input type="checkbox"/> Solid Filler Panel (set of 2)
	<input type="checkbox"/> Perforated Filler Panel /Air Return (set of 2)

### Cross Section

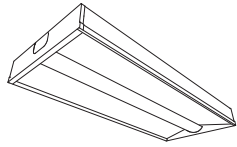


### Side View



# PureFX®

Recessed  
20"x4"  
3 T5



## Photometry

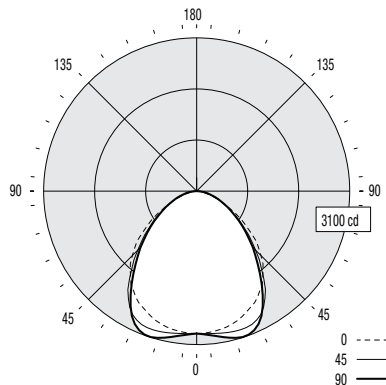
### Report Summary

Report # 9901523  
Filename 9454D1F328.ies  
Efficiency 83.6%

Spacing Criteria 1.26 @ 0° along  
1.3 @ 90° across

### Candela Distribution

Vertical Angle	Horizontal Angle					Zonal Lumens
	0	22.5	45	67.5	90	
0	2880	2880	2880	2880	2880	
5	2868	2877	2893	2904	2922	281
15	2781	2836	2937	3027	3072	831
25	2590	2716	2876	2985	2966	1300
35	2312	2431	2430	2363	2297	1481
45	1841	1849	1689	1654	1611	1330
55	1222	1193	1077	1079	1042	1004
65	621	682	618	638	610	636
75	238	288	301	331	304	320
85	41	67	81	106	70	88
90	0	0	0	0	0	



### Coefficients of Utilization (%)

Ceiling: Wall:	80				70				50				0				
	70	50	30	10	70	50	30	10	50	30	10	0	70	50	30	10	0
0 RCR	99	99	99	99	97	97	97	93	93	93	83						
1	92	88	85	82	89	86	83	83	80	78	72						
2	84	78	73	68	82	76	72	73	69	66	61						
3	77	69	63	58	75	68	62	65	60	56	53						
4	71	62	55	50	69	61	54	59	53	49	46						
5	66	56	49	43	64	55	48	53	47	43	40						
6	61	50	43	38	59	50	43	48	42	38	35						
7	57	46	39	34	55	45	39	44	38	34	32						
8	53	42	35	30	51	41	35	40	34	30	28						
9	49	39	32	27	48	38	32	37	31	27	26						
10	46	36	29	25	45	35	29	34	29	25	23						

Based on a floor reflectance of 0.2

### Avg. Luminance (cd/m²)

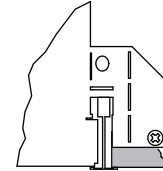
Vertical Angle	Horizontal Angle		
	0	45	90
55	3725	3283	3176
65	2569	2557	2524
75	1608	2033	2054
85	822	1625	1404

IES files for this and other photometric options can be downloaded online at [www.ledalite.com](http://www.ledalite.com)

## Additional Information

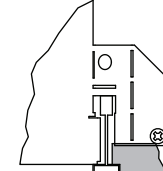
### Mounting

Integrates with most common T-bar ceiling types.



Flat T-Grid

Works with 9/16" and 15/16" flat T-grid ceilings.



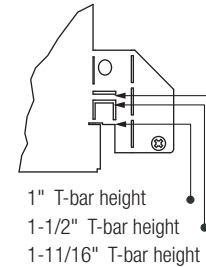
Slot T-Grid

Can also be used with slot T-grid ceilings, but it will not sit flush with the bottom of the T-bar.

Note: Optional filler panels for 20"x4' fixtures used in 20"x 60" ceiling grid systems are ordered separately and field installed. For 20"x4' fixtures with air return, select perforated filler panel (see below).

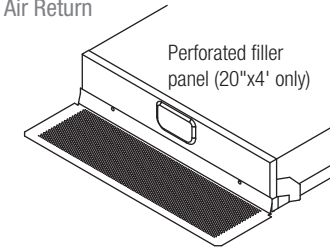
### Ceiling Types

Integrated mounting tabs can be field-adjusted to various T-bar ceiling heights for fastening directly to the T-bar grid and/or tied-off to the building structure.



1" T-bar height  
1-1/2" T-bar height  
1-11/16" T-bar height

### Air Return



The air return version features a perforated filler panel at the end of the fixture. As a result, the installation method of the air return version is different to the standard version, and the fixture cannot be installed in continuous rows.

## Specifications

Due to continuing product improvements, Ledalite reserves the right to change specifications without notice.

### Housing

Die-formed, post-painted, 22 gauge cold-rolled steel. Wire entrances are positioned on the side of the housing to allow easy wiring access for the installer. Optional frame restraint is available to provide additional support to the optical frame. 20"x4' models are available with optional field installed filler panels (solid or perforated).

### Weight

Maximum 40 lbs.

### Optical System

Optical assembly consists of flat acrylic panels and extruded curved acrylic lens. A protected MesoOptics® film layer creates optimal light distribution and high efficiency. The optical frame ends are constructed from die-formed cold-rolled steel assembled together with extruded aluminum profiles in a sturdy frame. The frame is hinged to allow easy access to the inside of the fixture. Maintenance can be performed from below the ceiling without tools. No hardware is visible.

### Mounting

Fixture is compatible with most ceiling types. Integrated bend-out tabs are provided for different T-grid heights. Use screws or hanger wire (supplied by others) to secure fixture.

### Ballast

Electronic. Supplied with pre-installed ballast disconnect as per national electric codes.

### Wiring

Optional flex whips are supplied in 6' lengths.

### Air Return

Available for 20"x4' only via perforated filler panel (see above).

### Approvals

Certified to UL & CSA Standards.

### Finish

Housing and Frame: Post-painted, high quality powder coat. Available in white only.