

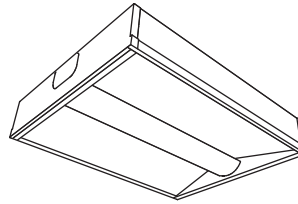
# PureFX<sup>®</sup>



Recessed

20"x2'

3 T5



Project Name

Spec Type

Notes

## Order Guide

Some combinations of product options may not be available. Consult factory for assistance with your specification.

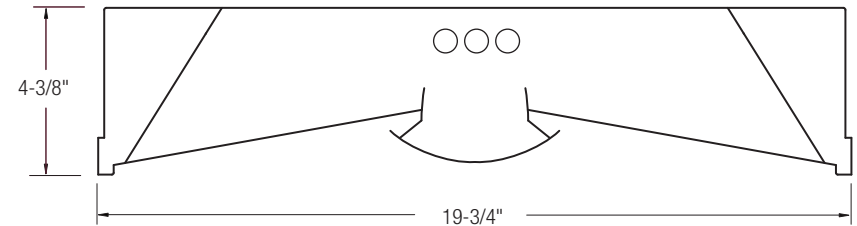
|  |                                      |                                       |                       |  |  |  |                                      |  |                      |  |                      |
|--|--------------------------------------|---------------------------------------|-----------------------|--|--|--|--------------------------------------|--|----------------------|--|----------------------|
| <b>9452</b>                            | <input type="text"/>                 | <input type="text"/>                  | <b>F314</b>           | -  | <input type="text"/>   | -  | <input type="text"/>                 | -  | <input type="text"/> | -  | <input type="text"/> |
| Product Series & Size<br>PureFX 20"x2' | Version<br><b>NN</b> Standard T-Grid | Configuration<br><b>ST</b> Standalone | Lamping<br>3 T5 (14W) | Housing<br><b>S</b> Standard (22ga.)<br><b>T</b> Standard w/ Frame Restraint | Wiring<br><b>1</b> 1 cct<br><b>2</b> 2 cct<br><b>5</b> 1 cct w/ Battery Pack<br><b>7</b> 1 cct Dimming | Voltage<br><b>1</b> 120V<br><b>2</b> 277V<br><b>3</b> 347V | Ballast<br><b>E</b> Standard Ballast | Consult website for complete list of standard wiring options |                      | Consult website for ballast manufacturer information |                      |

## Upgrades & Accessories


Please indicate with check mark.

|  |   |
|--|---|
| <input type="checkbox"/> Lamps Included  | <input type="checkbox"/> Lamps Included & Installed |
| <input type="checkbox"/> Job Pack  | <input type="checkbox"/> Flex Whip                  |
| <input type="checkbox"/> Response Daylight<br>For details visit <a href="http://www.ledalite.com/response">www.ledalite.com/response</a> |   |

Cross Section

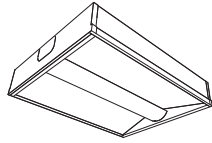


Side View



# PureFX®

Recessed  
20"x2"  
3 T5



## Photometry

### Report Summary

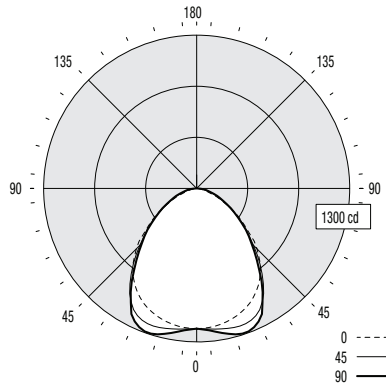
**Report #** 9901513  
**Filename** 9452D1F314.ies  
**Efficiency** 72.8%

**Spacing Criteria** 1.25 @ 0° along  
1.31 @ 90° across

Meets RP-1-04 recommendations for VDT-Normal spaces

### Candela Distribution

| Vertical Angle | Horizontal Angle |      |      |      |      | Zonal Lumens |
|----------------|------------------|------|------|------|------|--------------|
|                | 0                | 22.5 | 45   | 67.5 | 90   |              |
| 0              | 1189             | 1189 | 1189 | 1189 | 1189 | 117          |
| 5              | 1184             | 1189 | 1197 | 1204 | 1208 | 344          |
| 15             | 1147             | 1173 | 1222 | 1265 | 1281 | 540          |
| 25             | 1071             | 1120 | 1191 | 1246 | 1245 | 609          |
| 35             | 934              | 989  | 988  | 995  | 962  | 539          |
| 45             | 725              | 723  | 682  | 702  | 658  | 399          |
| 55             | 451              | 458  | 436  | 452  | 428  | 245          |
| 65             | 223              | 243  | 240  | 261  | 248  | 122          |
| 75             | 79               | 99   | 115  | 133  | 122  | 33           |
| 85             | 12               | 20   | 29   | 42   | 39   |              |
| 90             | 0                | 0    | 0    | 0    | 0    |              |



### Coefficients of Utilization (%)

| Ceiling:<br>Wall: | 80 |    |    |    | 70 |    |    |    | 50 |    |    |    | 0  |    |    |    |
|-------------------|----|----|----|----|----|----|----|----|----|----|----|----|----|----|----|----|
|                   | 70 | 50 | 30 | 10 | 70 | 50 | 30 | 10 | 70 | 50 | 30 | 10 | 70 | 50 | 30 | 10 |
| 0 RCR             | 86 | 86 | 86 | 86 | 84 | 84 | 84 | 81 | 81 | 81 | 81 | 72 | 86 | 86 | 86 | 86 |
| 1                 | 80 | 77 | 74 | 72 | 78 | 75 | 73 | 72 | 70 | 68 | 63 | 54 | 80 | 77 | 74 | 72 |
| 2                 | 73 | 68 | 64 | 60 | 72 | 67 | 63 | 64 | 61 | 58 | 54 | 46 | 73 | 68 | 64 | 60 |
| 3                 | 68 | 61 | 55 | 51 | 66 | 59 | 54 | 57 | 53 | 49 | 46 | 40 | 68 | 61 | 55 | 51 |
| 4                 | 62 | 54 | 48 | 44 | 61 | 53 | 48 | 51 | 47 | 43 | 40 | 35 | 62 | 54 | 48 | 44 |
| 5                 | 57 | 49 | 43 | 38 | 56 | 48 | 42 | 46 | 41 | 38 | 35 | 31 | 57 | 49 | 43 | 38 |
| 6                 | 53 | 44 | 38 | 34 | 52 | 43 | 38 | 42 | 37 | 33 | 31 | 28 | 53 | 44 | 38 | 34 |
| 7                 | 50 | 40 | 34 | 30 | 48 | 40 | 34 | 39 | 33 | 30 | 28 | 25 | 50 | 40 | 34 | 30 |
| 8                 | 46 | 37 | 31 | 27 | 45 | 36 | 31 | 35 | 30 | 27 | 25 | 23 | 46 | 37 | 31 | 27 |
| 9                 | 43 | 34 | 28 | 24 | 42 | 33 | 28 | 33 | 28 | 24 | 23 | 21 | 43 | 34 | 28 | 24 |
| 10                | 41 | 31 | 26 | 22 | 40 | 31 | 26 | 30 | 25 | 22 | 21 | 20 | 41 | 31 | 26 | 22 |

Based on a floor reflectance of 0.2

### Avg. Luminance (cd/m²)

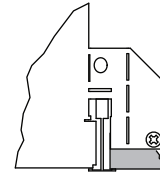
| Vertical Angle | Horizontal Angle |      |      |
|----------------|------------------|------|------|
|                | 0                | 45   | 90   |
| 55             | 2807             | 2713 | 2664 |
| 65             | 1884             | 2027 | 2095 |
| 75             | 1090             | 1586 | 1683 |
| 85             | 491              | 1188 | 1597 |

IES files for this and other photometric options can be downloaded online at [www.ledalite.com](http://www.ledalite.com)

## Additional Information

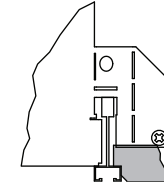
### Mounting

Integrates with most common T-bar ceiling types.



Flat T-Grid

Works with 9/16" and 15/16" flat T-grid ceilings.

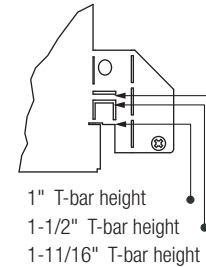


Slot T-Grid

Can also be used with slot T-grid ceilings, but it will not sit flush with the bottom of the T-bar.

### Ceiling Types

Integrated mounting tabs can be field-adjusted to various T-bar ceiling heights for fastening directly to the T-bar grid and/or tied-off to the building structure.



1" T-bar height  
1-1/2" T-bar height  
1-11/16" T-bar height

## Specifications

Due to continuing product improvements, Ledalite reserves the right to change specifications without notice.

### Housing

Die-formed, post-painted, 22 gauge cold-rolled steel. Wire entrances are positioned on the side of the housing to allow easy wiring access for the installer. Optional frame restraint is available to provide additional support to the optical frame.

### Weight

Maximum 23 lbs.

### Optical System

Optical assembly consists of flat acrylic panels and an extruded curved acrylic lens. A protected MesoOptics® film layer creates optimal light distribution and high efficiency. The optical frame ends are constructed from die-formed cold-rolled steel assembled together with extruded aluminum profiles in a sturdy frame. The frame is hinged to allow easy access to the inside of the fixture. Maintenance can be performed from below the ceiling without tools. No hardware is visible.

### Mounting

Fixture is compatible with most ceiling types. Integrated bend-out tabs are provided for different T-grid heights. Use screws or hanger wire (supplied by others) to secure fixture.

### Ballast

Electronic. Supplied with pre-installed ballast disconnect as per national electric codes.

### Wiring

Optional flex whips are supplied in 6' lengths.

### Approvals

Certified to UL & CSA Standards.

### Finish

Housing and Frame: Post-painted, high quality powder coat. Available in white only.