

Are you ready to jump?

JUMP WALL LED



DIRECT ASYMMETRIC, RIBBED MESOOPTICS LENS - SPLASHPERF
CRI >80 4000K, 3600 lm/4ft

Project: _____

Spec Type: _____

Catalog No: 1228LAEQS

Qty _____

Line Notes: _____



Ordering guide

Product Type	Source	Color Temp *	Lumens *	Lower Optics	Upper Optics	Run Length	Wiring †	Voltage	Driver	Finish
<input type="text" value="1228"/>	<input type="text" value="L"/>	<input type="text" value="A"/>	<input type="text" value="E"/>	<input type="text" value="Q"/>	<input type="text" value="S"/>	<input type="text"/>	<input type="text"/>	<input type="text"/>	<input type="text"/>	<input type="text"/>
Jump Asymmetric	L LED	A 4000K B 3500K C 3000K	G 2400 lm/4ft E 3600 lm/4ft	Q MesoOptics Lens	E No Perf P PixelPerf S SplashPerf	04 4' 08 8' XX Total run length (4' increments)	1 1 cct 3 1 cct w/ EM cct 5 1 cct w/ BP 7 1 cct w/ Dimming 8 1 cct w/ TW B 2 cct A/B	1 120V 2 277V 3 347V	E Standard	W Standard White T Titanium Silver B Black X Custom

* Nominal values within a range. Consult ies file for exact color temp and lumens † Consult website for complete list of standard wiring options

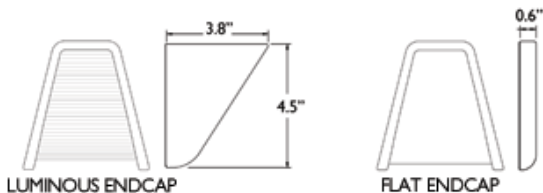
Mounting Hardware

Mount Type
Consult separate mounting spec sheet for mount type options

Endcaps -

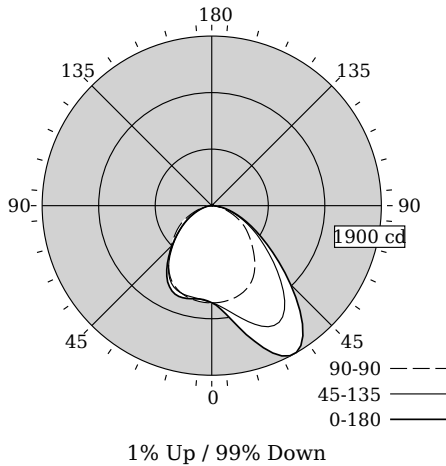
Integrated Controls Please indicate with check mark.

No Options Available



DIRECT ASYMMETRIC, RIBBED MESOOPTICS LENS - SPLASHPERF

Photometry



Total Output	3345 lm
Efficacy	73.2 lm/W
CCT	4037K
CRI	82
R9	18
Distribution	1% Up / 99% Down
Spacing Criteria (0/90/180°)	1.85/1.25/1.30

Values per 4ft unit

Fixture photometry has been conducted by an NVLAP accredited testing laboratory in accordance with IESNA LM-79:2008

Lumen maintenance of the LEDs has been tested by the manufacturer in accordance with IESNA LM-80:2008

IES files for this and other photometric options can be downloaded online at www.lightingproducts.philips.com

Candela Distribution

Vertical Angle	Horizontal Angle				Zonal Lumens
	0	45	90	135	
0	1088	1088	1088	1088	0
5	1164	1134	1087	1062	106
15	1496	1308	1060	1045	334
25	1857	1497	989	1006	567
35	1780	1421	841	846	688
45	1250	1040	643	609	623
55	757	669	474	409	479
65	430	396	301	242	316
75	207	190	140	109	160
85	51	52	32	27	44
90	19	12	0	0	0
95	18	11	0	0	6
105	18	11	0	0	6
115	18	11	0	0	5
125	16	10	0	0	4
135	14	9	1	0	3
145	11	8	2	0	3
155	8	7	2	0	2
165	6	5	2	0	1
175	3	4	3	2	1
180	3	3	3	3	0

Coefficients of Utilization (%)

RCR	Ceiling:		80				70				
	Wall:	70	50	30	10	70	50	30	50	30	10
0		119	119	119	119	116	116	116	111	111	111
1		109	105	101	98	107	103	99	98	95	93
2		100	93	86	81	98	91	85	87	82	78
3		92	82	74	68	89	80	73	77	71	66
4		84	73	65	58	82	72	64	69	62	57
5		78	65	57	50	76	64	56	62	55	50
6		72	59	50	44	70	58	50	56	49	44
7		67	54	45	39	65	53	45	51	44	39
8		62	49	41	35	61	48	40	47	40	35
9		58	45	37	32	57	44	37	43	36	31
10		54	41	34	29	53	41	33	40	33	28

Avg. Luminance (cd/m2)

Vertical Angle	Horizontal Angle		
	0	90	180
55	6540	6606	3512
65	4172	5536	2242
75	2378	3995	1207
85	745	2159	334

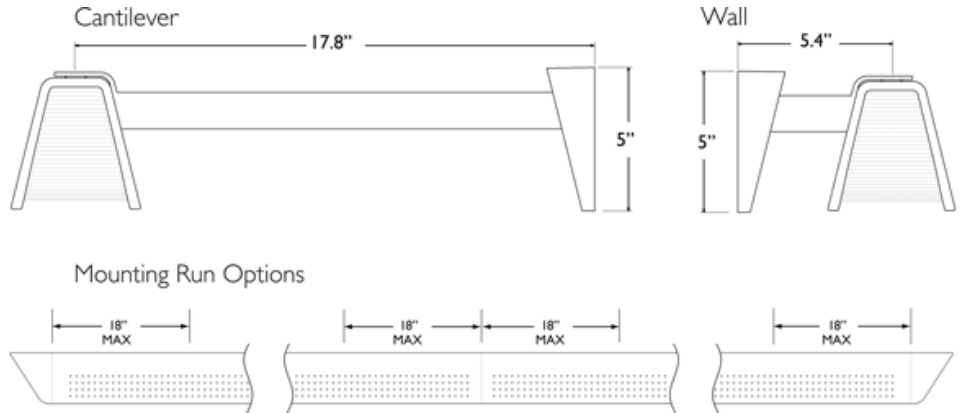
Electrical Specifications

Input Voltage	120V
Input Power	45.7W
Input Current	0.4A
Power Factor	0.991
Tested values – contact technical support for rated values. Off-state power zero unless certain controls are specified.	

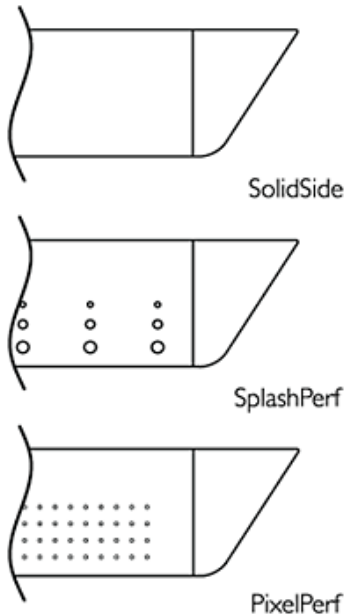
JUMP WALL LED

DIRECT ASYMMETRIC, RIBBED MESOOPTICS LENS - SPLASHPERF

Options and Details



Optics & Styles



Housing

20 gauge cold-rolled steel precision formed and welded with optional perforated patterns.

Weight

Maximum 3.5lb/ft.

Optical System

White light emitted from the LED sources passes through a biconvex lens where it is internally reflected and laterally refocused. Light is then redirected by Miro Silver reflectors and exits through the optical lens assembly. The optical lens assembly consists of an acrylic extrusion with a ribbed profile holding a layer of MesoOptics film. MesoOptics homogenizes the light and color to ensure consistency while controlling high angle glare and creating an optical batwing distribution.

Standard Driver

Dimming: 0-10V, 5-100%. Output is Class 2 rated.

Lumen Maintenance

At an ambient temperature of 25°C, the LED lumen maintenance expectation is L_{80} (12k) >60,000 hrs.

Mounting

Variable position mounts are supplied for each joint and end. The mounts can be installed up to 18" from joints and end locations. Tamper-resistant aircraft cable grippers provide infinite vertical adjustment capability. Aircraft cable, crimp and cable gripper are independently tested to meet stringent safety requirements.

Joints

Self-aligning joining system with hands-free pre-joining wire access.

Endcaps

Endcaps are diecast aluminum, available in luminous sculpted (standard) or flat (optional).

Electrical

Factory pre-wired to section ends with quick-wire connectors.

Approvals

Certified to UL, CSA and IES standards.

Finish

High quality powder coated, available in matte white, black or titanium silver. Other factory and custom colors available on request.

Environment

Rated for dry or damp locations in operating ambient temperatures 0-40°C (32-104°F). Certain luminaire components may be adversely affected by contaminants. Damage caused by sulfur, chlorine, petroleum based solutions or other contaminants are not covered under warranty.

Due to continuing product improvements, Philips Ledalite reserves the right to change the specifications without notice.



©2014 Koninklijke Philips N.V. All rights reserved.
Specifications are subject to change without notice.
www.philips.com/luminaires

1228LAEQS.pdf 02.15 page 3 of 3

Philips Lighting
North America Corporation
200 Franklin Square Drive
Somerset, NJ 08873
Phone: 855-486-2216

Philips Lighting Company
281 Hillmount Road
Markham ON, Canada L6C 2S3
Phone: 800-668-9008