

Are you ready to jump?

JUMP WALL LED



DIRECT ASYMMETRIC, RIBBED MESOOPTICS LENS - SPLASHPERF
CRI >80 3500K, 2400 lm/4ft

Project: _____

Spec Type: _____

Catalog No: 1228LBGQS _____

Qty _____

Line Notes:



Ordering guide

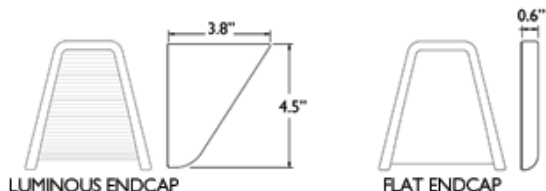
Product Type	Source	Color Temp *	Lumens *	Lower Optics	Upper Optics	Run Length	Wiring †	Voltage	Driver	Finish
<input type="text" value="1228"/>	<input type="text" value="L"/>	<input type="text" value="B"/>	<input type="text" value="G"/>	<input type="text" value="Q"/>	<input type="text" value="S"/>	<input type="text"/>	<input type="text"/>	<input type="text"/>	<input type="text"/>	<input type="text"/>
Jump Asymmetric	L LED	A 4000K B 3500K C 3000K	G 2400 lm/4ft E 3600 lm/4ft	Q MesoOptics Lens	E No Perf P PixelPerf S SplashPerf	04 4' 08 8' XX Total run length (4' increments)	1 1 cct 3 1 cct w/ EM cct 5 1 cct w/ BP 7 1 cct w/ Dimming 8 1 cct w/ TW B 2 cct A/B	1 120V 2 277V 3 347V	E Standard	W Standard White T Titanium Silver B Black X Custom

* Nominal values within a range. Consult ies file for exact color temp and lumens † Consult website for complete list of standard wiring options

Mounting Hardware

Mount Type
Consult separate mounting spec sheet for mount type options

Endcaps -



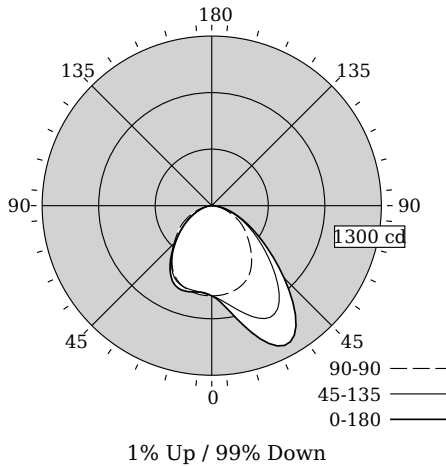
Integrated Controls Please indicate with check mark.

No Options Available



DIRECT ASYMMETRIC, RIBBED MESOOPTICS LENS - SPLASHPERF

Photometry



LED lighting facts
A Program of the U.S. DOE

Light Output (Lumens) 2120
Watts 27.7
Lumens per Watt (Efficacy) 76

Color Accuracy 84
Color Rendering Index (CRI)

Light Color
Correlated Color Temperature (CCT) 3487 (Bright White)

Warm White 3000K Bright White 4500K Daylight 6500K

Warranty** Yes

All results, except LED Lumen Maintenance, are according to IESNA LM-79-2008. Approved Method for the Electrical and Photometric Testing of Solid-State Lighting. The U.S. Department of Energy (DOE) verifies product test data and results.

** See www.lightingfacts.com/products for details.

Registration Number: F462-7W4Z8B (8/9/2013)
Model Number: 12x18LBGQx
Type: Other

Total Output	2120 lm
Efficacy	76.5 lm/W
CCT	3487K
CRI	84
R9	22
Distribution	1% Up / 99% Down
Spacing Criteria (0/90/180°)	1.84/1.25/1.30
Meets RP-1-04 recommendations for VDT-Normal spaces	

Values per 4ft unit

Fixture photometry has been conducted by an NVLAP accredited testing laboratory in accordance with IESNA LM-79:2008

Lumen maintenance of the LEDs has been tested by the manufacturer in accordance with IESNA LM-80:2008

IES files for this and other photometric options can be downloaded online at www.lightingproducts.philips.com

Candela Distribution

Vertical Angle	Horizontal Angle				Zonal Lumens	
	0	45	90	135		180
0	692	692	692	692	692	0
5	739	722	690	674	670	67
15	952	836	673	663	683	212
25	1186	955	628	638	670	361
35	1126	901	533	536	557	436
45	785	655	408	387	395	394
55	475	422	301	260	257	303
65	268	249	192	153	148	200
75	128	119	89	69	68	101
85	28	32	20	17	14	27
90	12	8	0	0	0	0
95	11	7	0	0	0	4
105	12	7	0	0	0	4
115	11	7	0	0	0	3
125	10	7	0	0	0	3
135	9	6	1	0	0	2
145	7	5	1	0	0	2
155	6	4	1	0	0	1
165	4	4	2	0	0	1
175	2	2	2	1	1	0
180	2	2	2	2	2	0

Coefficients of Utilization (%)

RCR	Ceiling:		80				70				50	
	Wall:	70	50	30	10	70	50	30	50	30	10	
0	119	119	119	119	116	116	116	111	111	111	111	
1	109	105	101	98	107	103	99	98	95	93	93	
2	100	93	86	81	98	91	85	87	82	78	78	
3	92	82	74	68	89	80	73	77	71	66	66	
4	84	73	65	58	82	72	64	69	62	57	57	
5	78	66	57	51	76	64	56	62	55	50	50	
6	72	59	51	44	70	58	50	56	49	44	44	
7	67	54	45	39	65	53	45	51	44	39	39	
8	62	49	41	35	61	48	40	47	40	35	35	
9	58	45	37	32	57	44	37	43	36	31	31	
10	54	42	34	29	53	41	34	40	33	28	28	

Avg. Luminance (cd/m2)

Vertical Angle	Horizontal Angle		
	0	90	180
55	4103	4193	2220
65	2603	3537	1437
75	1471	2532	781
85	409	1340	205

Electrical Specifications

Input Voltage	120V
Input Power	27.7W
Input Current	0.2A
Power Factor	0.983
Tested values – contact technical support for rated values. Off-state power zero unless certain controls are specified.	

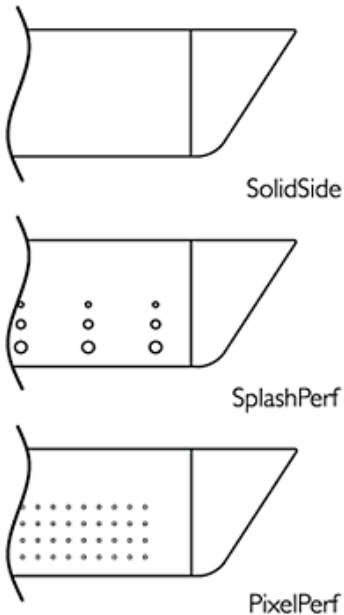
JUMP WALL LED

DIRECT ASYMMETRIC, RIBBED MESOOPTICS LENS - SPLASHPERF

Options and Details



Optics & Styles



Housing

20 gauge cold-rolled steel precision formed and welded with optical perforated patterns.

Weight

Maximum 3.5lb/ft.

Optical System

White light emitted from the LED sources passes through a biconvex lens where it is internally reflected and laterally refocused. Light is then redirected by Miro Silver reflectors and exits through the optical lens assembly. The optical lens assembly consists of an acrylic extrusion with a ribbed profile holding a layer of MesoOptics film. MesoOptics homogenizes the light and color to ensure consistency while controlling high angle glare and creating an optical batwing distribution.

Standard Driver

Dimming: 0-10V, 5-100%. Output is Class 2 rated.

Lumen Maintenance

At an ambient temperature of 25°C, the LED lumen maintenance expectation is $L_{80}(12k) > 60,000$ hrs.

Mounting

Variable position mounts are supplied for each joint and end. The mounts can be installed up to 18" from joints and end locations. Tamper-resistant aircraft cable grippers provide infinite vertical adjustment capability. Aircraft cable, crimp and cable gripper are independently tested to meet stringent safety requirements.

Joints

Self-aligning joining system with hands-free pre-joining wire access.

Endcaps

Endcaps are diecast aluminum, available in luminous sculpted (standard) or flat (optional).

Electrical

Factory pre-wired to section ends with quick-wire connectors.

Approvals

Certified to UL, CSA and IES standards.

Finish

High quality powder coated, available in matte white, black or titanium silver. Other factory and custom colors available on request.

Environment

Rated for dry or damp locations in operating ambient temperatures 0-40°C (32-104°F). Certain luminaire components may be adversely affected by contaminants. Damage caused by sulfur, chlorine, petroleum based solutions or other contaminants are not covered under warranty.

Due to continuing product improvements, Philips Ledalite reserves the right to change the specifications without notice.



©2014 Koninklijke Philips N.V. All rights reserved.
Specifications are subject to change without notice.
www.philips.com/luminaires

1228LBGQS.pdf 02.15 page 3 of 3

Philips Lighting
North America Corporation
200 Franklin Square Drive
Somerset, NJ 08873
Phone: 855-486-2216

Philips Lighting Company
281 Hillmount Road
Markham ON, Canada L6C 2S3
Phone: 800-668-9008