

Are you ready to jump?

JUMP WALL LED



DIRECT ASYMMETRIC, RIBBED MESOOPTICS LENS - SOLIDSIDE
CRI >80 3000K, 3600 lm/4ft

Project: _____

Spec Type: _____

Catalog No: 1228LCEQE _____

Qty _____

Line Notes: _____



Ordering guide

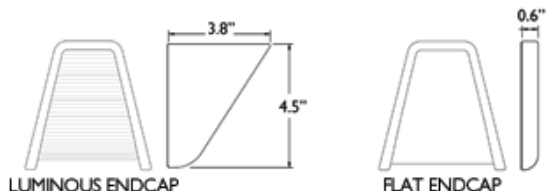
Product Type	Source	Color Temp *	Lumens *	Lower Optics	Upper Optics	Run Length	Wiring †	Voltage	Driver	Finish
<input type="text" value="1228"/>	<input type="text" value="L"/>	<input type="text" value="C"/>	<input type="text" value="E"/>	<input type="text" value="Q"/>	<input type="text" value="E"/>	<input type="text"/>	<input type="text"/>	<input type="text"/>	<input type="text"/>	<input type="text"/>
Jump Asymmetric	L LED	A 4000K B 3500K C 3000K	G 2400 lm/4ft E 3600 lm/4ft	Q MesoOptics Lens	E No Perf P PixelPerf S SplashPerf	04 4' 08 8' XX Total run length (4' increments)	1 1 cct 3 1 cct w/ EM cct 5 1 cct w/ BP 7 1 cct w/ Dimming 8 1 cct w/ TW B 2 cct A/B	1 120V 2 277V 3 347V	E Standard	W Standard White T Titanium Silver B Black X Custom

* Nominal values within a range. Consult ies file for exact color temp and lumens † Consult website for complete list of standard wiring options

Mounting Hardware

Mount Type
Consult separate mounting spec sheet for mount type options

Endcaps -



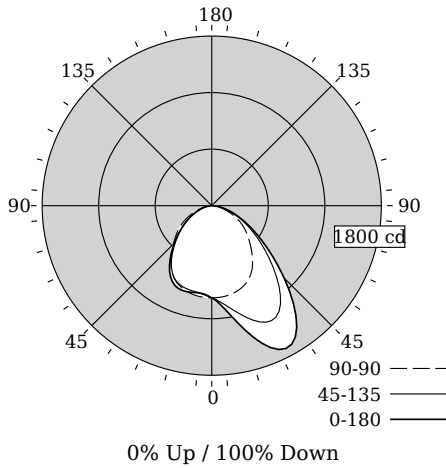
Integrated Controls Please indicate with check mark.

No Options Available



DIRECT ASYMMETRIC, RIBBED MESOPTICS LENS - SOLIDSIDE

Photometry



Total Output	2949 lm
Efficacy	65.5 lm/W
CCT	3087K
CRI	82
R9	15
Distribution	0% Up / 100% Down
Spacing Criteria (0/90/180°)	1.83/1.25/1.29

Values per 4ft unit

Fixture photometry has been conducted by an NVLAP accredited testing laboratory in accordance with IESNA LM-79:2008

Lumen maintenance of the LEDs has been tested by the manufacturer in accordance with IESNA LM-80:2008

IES files for this and other photometric options can be downloaded online at www.lightingproducts.philips.com

Candela Distribution

Vertical Angle	Horizontal Angle					Zonal Lumens
	0	45	90	135	180	
0	979	979	979	979	979	0
5	1054	1026	977	949	941	95
15	1367	1196	953	924	949	301
25	1684	1364	890	887	931	510
35	1573	1273	756	749	782	613
45	1087	918	577	543	561	553
55	653	588	425	367	370	424
65	365	342	269	218	216	279
75	173	159	124	100	101	140
85	30	37	29	26	25	35
90	0	1	0	1	0	0
95	0	0	0	0	0	0
105	0	0	0	0	0	0
115	0	0	0	0	0	0
125	0	0	0	0	0	0
135	0	0	0	0	0	0
145	0	0	0	0	0	0
155	0	0	0	0	0	0
165	0	0	0	0	0	0
175	0	0	0	0	0	0
180	0	0	0	0	0	0

Coefficients of Utilization (%)

RCR	Ceiling:		80					70				
	Wall:	70	50	30	10	70	50	30	50	50	30	10
0		119	119	119	119	116	116	116	111	111	111	111
1		110	105	101	98	107	103	100	99	96	96	93
2		100	93	86	81	98	91	85	87	83	78	78
3		92	82	75	68	90	81	74	78	72	67	67
4		85	73	65	59	82	72	64	70	63	57	57
5		78	66	57	51	76	65	57	63	55	50	50
6		72	59	51	45	70	58	50	57	49	44	44
7		67	54	45	40	65	53	45	52	44	39	39
8		62	49	41	35	61	49	41	47	40	35	35
9		58	45	37	32	57	45	37	44	37	32	32
10		55	42	34	29	53	41	34	40	33	29	29

Avg. Luminance (cd/m2)

Vertical Angle	Horizontal Angle		
	0	90	180
55	9599	6256	5437
65	7288	5375	4318
75	5653	4046	3302
85	2916	2827	2385

Electrical Specifications

Input Voltage	120V
Input Power	45W
Input Current	0.4A
Power Factor	0.99
Tested values – contact technical support for rated values. Off-state power zero unless certain controls are specified.	

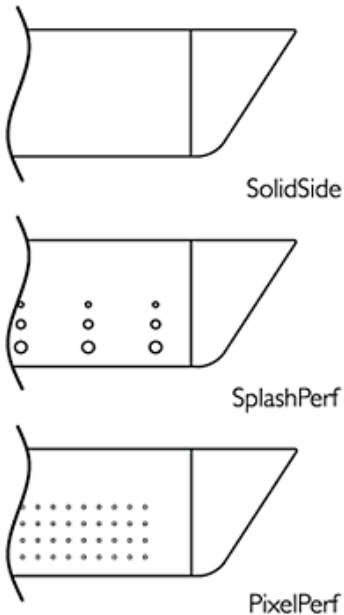
JUMP WALL LED

DIRECT ASYMMETRIC, RIBBED MESOOPTICS LENS - SOLIDSIDE

Options and Details



Optics & Styles



Housing

20 gauge cold-rolled steel precision formed and welded with optical perforated patterns.

Weight

Maximum 3.5lb/ft.

Optical System

White light emitted from the LED sources passes through a biconvex lens where it is internally reflected and laterally refocused. Light is then redirected by Miro Silver reflectors and exits through the optical lens assembly. The optical lens assembly consists of an acrylic extrusion with a ribbed profile holding a layer of MesoOptics film. MesoOptics homogenizes the light and color to ensure consistency while controlling high angle glare and creating an optical batwing distribution.

Standard Driver

Dimming: 0-10V, 5-100%. Output is Class 2 rated.

Lumen Maintenance

At an ambient temperature of 25°C, the LED lumen maintenance expectation is L_{80} (12k) >60,000 hrs.

Mounting

Variable position mounts are supplied for each joint and end. The mounts can be installed up to 18" from joints and end locations. Tamper-resistant aircraft cable grippers provide infinite vertical adjustment capability. Aircraft cable, crimp and cable gripper are independently tested to meet stringent safety requirements.

Joints

Self-aligning joining system with hands-free pre-joining wire access.

Endcaps

Endcaps are diecast aluminum, available in luminous sculpted (standard) or flat (optional).

Electrical

Factory pre-wired to section ends with quick-wire connectors.

Approvals

Certified to UL, CSA and IES standards.

Finish

High quality powder coated, available in matte white, black or titanium silver. Other factory and custom colors available on request.

Environment

Rated for dry or damp locations in operating ambient temperatures 0-40°C (32-104°F). Certain luminaire components may be adversely affected by contaminants. Damage caused by sulfur, chlorine, petroleum based solutions or other contaminants are not covered under warranty.

Due to continuing product improvements, Philips Ledalite reserves the right to change the specifications without notice.



©2014 Koninklijke Philips N.V. All rights reserved.
Specifications are subject to change without notice.
www.philips.com/luminaires

1228LCEQE.pdf 02.15 page 3 of 3

Philips Lighting
North America Corporation
200 Franklin Square Drive
Somerset, NJ 08873
Phone: 855-486-2216

Philips Lighting Company
281 Hillmount Road
Markham ON, Canada L6C 2S3
Phone: 800-668-9008