

Are you ready to jump?

JUMP WALL LED



DIRECT ASYMMETRIC, RIBBED MESOOPTICS LENS - SOLIDSIDE
CRI >80 3000K, 2400 lm/4ft

Project: _____

Spec Type: _____

Catalog No: 1228LCGQE

Qty _____

Line Notes:



Ordering guide

Product Type	Source	Color Temp *	Lumens *	Lower Optics	Upper Optics	Run Length	Wiring †	Voltage	Driver	Finish
<input type="text" value="1228"/>	<input type="text" value="L"/>	<input type="text" value="C"/>	<input type="text" value="G"/>	<input type="text" value="Q"/>	<input type="text" value="E"/>	<input type="text"/>	<input type="text"/>	<input type="text"/>	<input type="text"/>	<input type="text"/>
Jump Asymmetric	L LED	A 4000K B 3500K C 3000K	G 2400 lm/4ft E 3600 lm/4ft	Q MesoOptics Lens	E No Perf P PixelPerf S SplashPerf	04 4' 08 8' XX Total run length (4' increments)	1 1 cct 3 1 cct w/ EM cct 5 1 cct w/ BP 7 1 cct w/ Dimming 8 1 cct w/ TW B 2 cct A/B	1 120V 2 277V 3 347V	E Standard	W Standard White T Titanium Silver B Black X Custom

* Nominal values within a range. Consult ies file for exact color temp and lumens † Consult website for complete list of standard wiring options

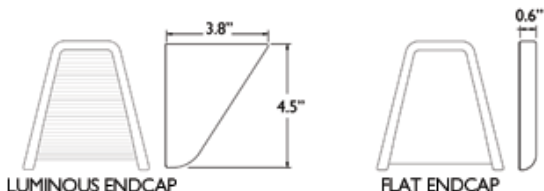
Mounting Hardware

Mount Type
Consult separate mounting spec sheet for mount type options

Endcaps -

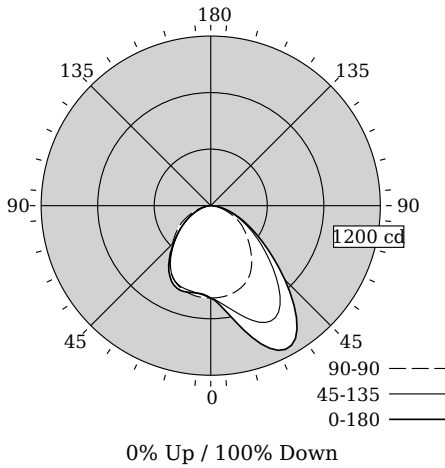
Integrated Controls Please indicate with check mark.

No Options Available



DIRECT ASYMMETRIC, RIBBED MESOOPTICS LENS - SOLIDSIDE

Photometry



Total Output	1979 lm
Efficacy	71.2 lm/W
CCT	3080K
CRI	82
R9	16
Distribution	0% Up / 100% Down
Spacing Criteria (0/90/180°)	1.84/1.25/1.28
Meets RP-1-04 recommendations for VDT-Normal spaces	

Values per 4ft unit

Fixture photometry has been conducted by an NVLAP accredited testing laboratory in accordance with IESNA LM-79:2008

Lumen maintenance of the LEDs has been tested by the manufacturer in accordance with IESNA LM-80:2008

IES files for this and other photometric options can be downloaded online at www.lightingproducts.philips.com

Candela Distribution

Vertical Angle	Horizontal Angle					Zonal Lumens
	0	45	90	135	180	
0	654	654	654	654	654	0
5	702	685	652	635	629	63
15	914	797	636	618	634	201
25	1129	912	595	593	619	341
35	1065	856	505	499	519	411
45	743	621	386	362	370	371
55	448	400	283	243	242	285
65	253	233	181	144	141	188
75	119	111	85	66	65	94
85	23	27	20	18	13	24
90	0	0	0	0	0	0
95	0	0	0	0	0	0
105	0	0	0	0	0	0
115	0	0	0	0	0	0
125	0	0	0	0	0	0
135	0	0	0	0	0	0
145	0	0	0	0	0	0
155	0	0	0	0	0	0
165	0	0	0	0	0	0
175	0	0	0	0	0	0
180	0	0	0	0	0	0

Coefficients of Utilization (%)

RCR	Ceiling:		80					70					50				
	Wall:		70	50	30	10	70	50	30	50	30	10	70	50	30	10	
0			119	119	119	119	116	116	116	111	111	111	111	111	111	111	
1			110	105	101	98	107	103	99	99	96	93	99	96	93	93	
2			100	93	86	81	98	91	85	87	83	78	87	83	78	78	
3			92	82	74	68	90	81	73	78	72	67	78	72	67	67	
4			85	73	65	59	82	72	64	69	63	57	69	63	57	57	
5			78	66	57	51	76	65	57	63	55	50	63	55	50	50	
6			72	59	51	45	70	58	50	57	49	44	57	49	44	44	
7			67	54	45	39	65	53	45	52	44	39	52	44	39	39	
8			62	49	41	35	61	49	41	47	40	35	47	40	35	35	
9			58	45	37	32	57	45	37	43	36	32	43	36	32	32	
10			55	42	34	29	53	41	34	40	33	29	40	33	29	29	

Avg. Luminance (cd/m²)

Vertical Angle	Horizontal Angle		
	0	90	180
55	6583	4162	3564
65	5040	3618	2806
75	3888	2773	2110
85	2238	1969	1253

Electrical Specifications

Input Voltage	120V
Input Power	27.8W
Input Current	0.2A
Power Factor	0.983
Tested values – contact technical support for rated values. Off-state power zero unless certain controls are specified.	

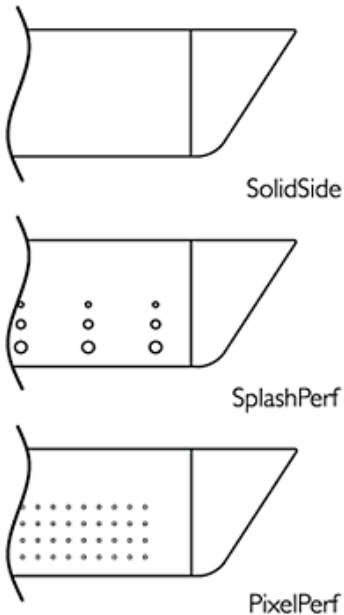
JUMP WALL LED

DIRECT ASYMMETRIC, RIBBED MESOOPTICS LENS - SOLIDSIDE

Options and Details



Optics & Styles



Housing

20 gauge cold-rolled steel precision formed and welded with optical perforated patterns.

Weight

Maximum 3.5lb/ft.

Optical System

White light emitted from the LED sources passes through a biconvex lens where it is internally reflected and laterally refocused. Light is then redirected by Miro Silver reflectors and exits through the optical lens assembly. The optical lens assembly consists of an acrylic extrusion with a ribbed profile holding a layer of MesoOptics film. MesoOptics homogenizes the light and color to ensure consistency while controlling high angle glare and creating an optical batwing distribution.

Standard Driver

Dimming: 0-10V, 5-100%. Output is Class 2 rated.

Lumen Maintenance

At an ambient temperature of 25°C, the LED lumen maintenance expectation is $L_{80}(12k) > 60,000$ hrs.

Mounting

Variable position mounts are supplied for each joint and end. The mounts can be installed up to 18" from joints and end locations. Tamper-resistant aircraft cable grippers provide infinite vertical adjustment capability. Aircraft cable, crimp and cable gripper are independently tested to meet stringent safety requirements.

Joints

Self-aligning joining system with hands-free pre-joining wire access.

Endcaps

Endcaps are diecast aluminum, available in luminous sculpted (standard) or flat (optional).

Electrical

Factory pre-wired to section ends with quick-wire connectors.

Approvals

Certified to UL, CSA and IES standards.

Finish

High quality powder coated, available in matte white, black or titanium silver. Other factory and custom colors available on request.

Environment

Rated for dry or damp locations in operating ambient temperatures 0-40°C (32-104°F). Certain luminaire components may be adversely affected by contaminants. Damage caused by sulfur, chlorine, petroleum based solutions or other contaminants are not covered under warranty.

Due to continuing product improvements, Philips Ledalite reserves the right to change the specifications without notice.



©2014 Koninklijke Philips N.V. All rights reserved.
Specifications are subject to change without notice.
www.philips.com/luminaires

1228LCGQE.pdf 02.15 page 3 of 3

Philips Lighting
North America Corporation
200 Franklin Square Drive
Somerset, NJ 08873
Phone: 855-486-2216

Philips Lighting Company
281 Hillmount Road
Markham ON, Canada L6C 2S3
Phone: 800-668-9008