

Are you ready to jump?

JUMP SUSPENDED LED



DIRECT, RIBBED MESOOPTICS LENS - SPLASHPERF
CRI >80 4000K, 3600 lm/4ft

Project: _____

Spec Type: _____

Catalog No: 1201LAEQS _____

Qty _____

Line Notes: _____



Ordering guide

Product Type	Source	Color Temp *	Lumens *	Lower Optics	Upper Optics	Run Length	Wiring †	Voltage	Driver	Finish
<input type="text" value="1201"/>	<input type="text" value="L"/>	<input type="text" value="A"/>	<input type="text" value="E"/>	<input type="text" value="Q"/>	<input type="text" value="S"/>	<input type="text"/>	<input type="text"/>	<input type="text"/>	<input type="text"/>	<input type="text"/>
Jump Symmetric	L LED	A 4000K B 3500K C 3000K	G 2400 lm/4ft E 3600 lm/4ft	Q MesoOptics Lens	E No Perf P PixelPerf S SplashPerf	04 4' 08 8' XX Total run length (4' increments)	1 1 cct 3 1 cct w/ EM cct 5 1 cct w/ BP 7 1 cct w/ Dimming 8 1 cct w/ TW B 2 cct A/B	1 120V 2 277V 3 347V	E Standard	W Standard White T Titanium Silver B Black X Custom

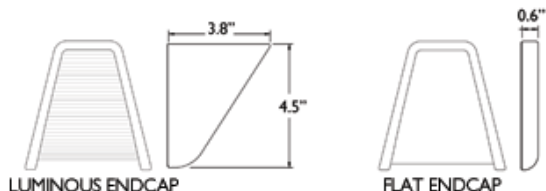
* Nominal values within a range. Consult ies file for exact color temp and lumens † Consult website for complete list of standard wiring options

Mounting Hardware

Mount Type
Consult separate mounting spec sheet for mount type options

Suspension Length
Distance from ceiling to top of luminaire in inches

Endcaps -



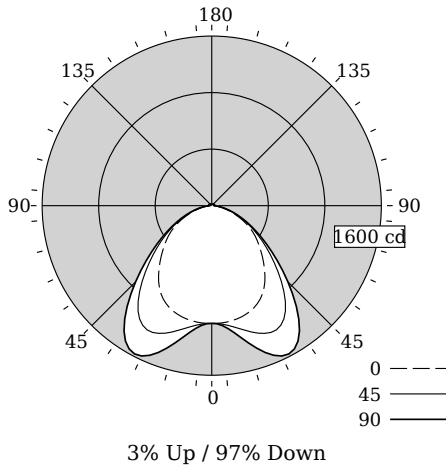
Integrated Controls Please indicate with check mark.

Response Daylight Single Zone (DS)



DIRECT, RIBBED MESOOPTICS LENS - SPLASHPERF

Photometry



LED lighting facts
A Program of the U.S. DOE

Light Output (Lumens) 3641
Watts 45.5
Lumens per Watt (Efficacy) 80

Color Accuracy 82
Color Rendering Index (CRI)

Light Color
Correlated Color Temperature (CCT) 4037 (Bright White)

Warm White 3000K Bright White 4500K Daylight 6500K

Warranty** Yes

All results, except LED Lumen Maintenance, are according to IESNA LM-79-2008. Approved Method for the Electrical and Photometric Testing of Solid-State Lighting. The U.S. Department of Energy (DOE) verifies product test data and results.

** See www.lightingfacts.com/products for details.

Registration Number: F46Z-GFKRJJ (5/12/2013)
Model Number: 12x1LAEQx
Type: Other

Total Output	3641 lm
Efficacy	80.0 lm/W
CCT	4037K
CRI	82
R9	18
Distribution	3% Up / 97% Down
Spacing Criteria (0/90/180°)	1.27/1.68/NA

Values per 4ft unit

Fixture photometry has been conducted by an NVLAP accredited testing laboratory in accordance with IESNA LM-79:2008

Lumen maintenance of the LEDs has been tested by the manufacturer in accordance with IESNA LM-80:2008

IES files for this and other photometric options can be downloaded online at www.lightingproducts.philips.com

Candela Distribution

Vertical Angle	Horizontal Angle				Zonal Lumens
	0	22.5	45	90	
0	1111	1111	1111	1111	0
5	1110	1105	1122	1135	108
15	1086	1116	1217	1312	346
25	1019	1106	1320	1501	599
35	874	981	1212	1389	735
45	674	742	886	987	669
55	500	526	582	621	515
65	318	326	344	357	340
75	147	153	165	175	176
85	34	42	52	54	56
90	0	10	18	25	28
95	0	9	18	26	18
105	1	9	19	26	18
115	1	10	19	25	17
125	3	10	18	24	15
135	4	10	17	22	12
145	5	9	15	19	9
155	8	9	13	16	6
165	8	9	10	11	3
175	9	9	9	9	1
180	9	9	9	9	0

Coefficients of Utilization (%)

RCR	Ceiling:		80				70				
	Wall:	70	50	30	10	70	50	30	50	50	
0		118	118	118	118	115	115	115	110	110	110
1		109	104	100	97	106	102	98	97	94	92
2		100	92	85	80	97	90	84	86	81	77
3		91	81	73	67	89	79	72	76	70	65
4		84	72	64	58	81	71	63	68	61	56
5		77	65	56	50	75	64	55	61	54	49
6		71	58	50	44	69	57	49	55	48	43
7		66	53	45	39	64	52	44	50	43	38
8		62	48	40	34	60	48	40	46	39	34
9		57	44	36	31	56	44	36	42	35	30
10		54	41	33	28	52	40	33	39	32	28

Avg. Luminance (cd/m2)

Vertical Angle	Horizontal Angle		
	0	45	90
55	6965	5572	5442
65	5857	3804	3516
75	4183	2240	2023
85	2277	951	775

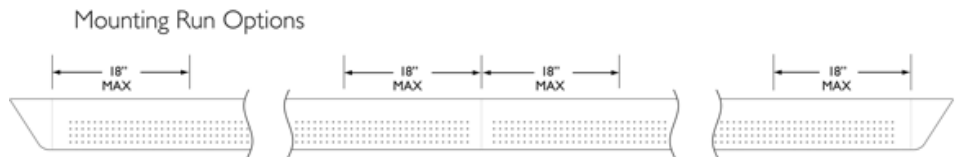
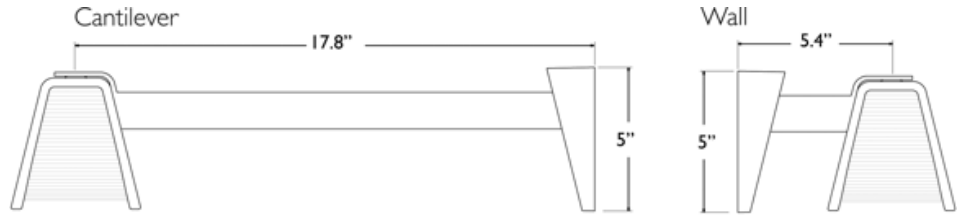
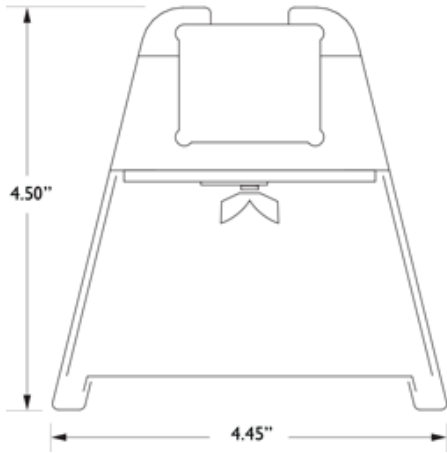
Electrical Specifications

Input Voltage	120V
Input Power	45.5W
Input Current	0.4A
Power Factor	0.991
Tested values – contact technical support for rated values. Off-state power zero unless certain controls are specified.	

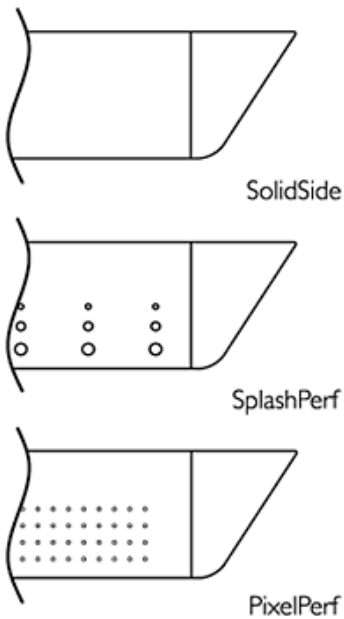
JUMP SUSPENDED LED

DIRECT, RIBBED MESOOPTICS LENS - SPLASHPERF

Options and Details



Optics & Styles



Housing

20 gauge cold-rolled steel precision formed and welded with optional perforated patterns.

Weight

Maximum 3.5lb/ft.

Optical System

White light emitted from the LED sources passes through a biconvex lens where it is internally reflected and laterally refocused. Light is then redirected by Miro Silver reflectors and exits through the optical lens assembly. The optical lens assembly consists of an acrylic extrusion with a ribbed profile holding a layer of MesoOptics film. MesoOptics homogenizes the light and color to ensure consistency while controlling high angle glare and creating an optical batwing distribution.

Standard Driver

Dimming: 0-10V, 5-100%. Output is Class 2 rated.

Lumen Maintenance

At an ambient temperature of 25°C, the LED lumen maintenance expectation is L_{80} (12k) >60,000 hrs.

Mounting

Variable position mounts are supplied for each joint and end. The mounts can be installed up to 18" from joints and end locations. Tamper-resistant aircraft cable grippers provide infinite vertical adjustment capability. Aircraft cable, crimp and cable gripper are independently tested to meet stringent safety requirements.

Joints

Self-aligning joining system with hands-free pre-joining wire access.

Endcaps

Endcaps are diecast aluminum, available in luminous sculpted (standard) or flat (optional).

Electrical

Factory pre-wired to section ends with quick-wire connectors.

Approvals

Certified to UL, CSA and IES standards.

Finish

High quality powder coated, available in matte white, black or titanium silver. Other factory and custom colors available on request.

Environment

Rated for dry or damp locations in operating ambient temperatures 0-40°C (32-104°F). Certain luminaire components may be adversely affected by contaminants. Damage caused by sulfur, chlorine, petroleum based solutions or other contaminants are not covered under warranty.

Due to continuing product improvements, Philips Ledalite reserves the right to change the specifications without notice.



©2014 Koninklijke Philips N.V. All rights reserved.
Specifications are subject to change without notice.
www.philips.com/luminaires

1201LAEQS.pdf 02.15 page 3 of 3

Philips Lighting
North America Corporation
200 Franklin Square Drive
Somerset, NJ 08873
Phone: 855-486-2216

Philips Lighting Company
281 Hillmount Road
Markham ON, Canada L6C 2S3
Phone: 800-668-9008