

# Are you ready to jump?

## JUMP SUSPENDED LED



DIRECT, RIBBED MESOOPTICS LENS - PIXELPERF  
CRI >80 4000K, 2400 lm/4ft

**Project:** \_\_\_\_\_

**Spec Type:** \_\_\_\_\_

**Catalog No:** 1201LAGQP \_\_\_\_\_

**Qty** \_\_\_\_\_

**Line Notes:** \_\_\_\_\_



### Ordering guide

Product Type	Source	Color Temp *	Lumens *	Lower Optics	Upper Optics	Run Length	Wiring †	Voltage	Driver	Finish
<input type="text" value="1201"/>	<input type="text" value="L"/>	<input type="text" value="A"/>	<input type="text" value="G"/>	<input type="text" value="Q"/>	<input type="text" value="P"/>	<input type="text"/>	<input type="text"/>	<input type="text"/>	<input type="text"/>	<input type="text"/>
Jump Symmetric	L LED	A 4000K B 3500K C 3000K	G 2400 lm/4ft E 3600 lm/4ft	Q MesoOptics Lens	E No Perf P PixelPerf S SplashPerf	04 4' 08 8' XX Total run length (4' increments)	1 1 cct 3 1 cct w/ EM cct 5 1 cct w/ BP 7 1 cct w/ Dimming 8 1 cct w/ TW B 2 cct A/B	1 120V 2 277V 3 347V	E Standard	W Standard White T Titanium Silver B Black X Custom

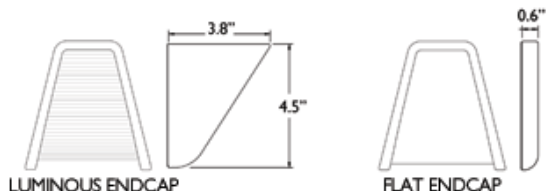
\* Nominal values within a range. Consult ies file for exact color temp and lumens † Consult website for complete list of standard wiring options

### Mounting Hardware

Mount Type  
Consult separate mounting spec sheet for mount type options

Suspension Length  
Distance from ceiling to top of luminaire in inches

Endcaps -



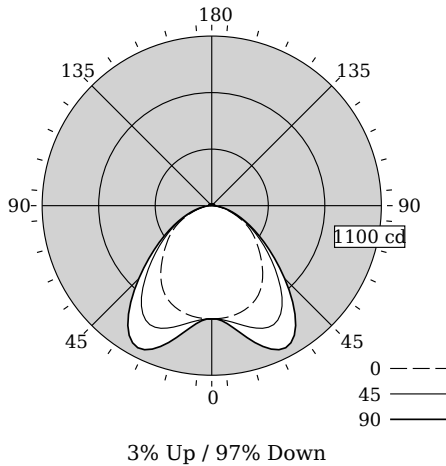
### Integrated Controls Please indicate with check mark.

Response Daylight Single Zone (DS)



## DIRECT, RIBBED MESOOPTICS LENS - PIXELPERF

### Photometry



**LED lighting facts**  
A Program of the U.S. DOE

**Light Output (Lumens)** 2397  
**Watts** 27.9  
**Lumens per Watt (Efficacy)** 85

**Color Accuracy**  
Color Rendering Index (CRI) 82

**Light Color**  
Correlated Color Temperature (CCT) 4018 (Bright White)

Warm White    Bright White    Daylight  
2700K    3000K    4500K    6500K

**Warranty\*\*** Yes

All results, except LED Lumen Maintenance, are according to IESNA LM-79-2008. Approved Method for the Electrical and Photometric Testing of Solid-State Lighting. The U.S. Department of Energy (DOE) verifies product test data and results.

**\*\* See [www.lightingfacts.com/products](http://www.lightingfacts.com/products) for details.**

Registration Number: F462-BC41R4 (5/12/2013)  
Model Number: 12x1LAGQx  
Type: Other

<b>Total Output</b>	<b>2397 lm</b>
<b>Efficacy</b>	<b>85.9 lm/W</b>
<b>CCT</b>	<b>4018K</b>
<b>CRI</b>	<b>82</b>
<b>R9</b>	<b>17</b>
<b>Distribution</b>	<b>3% Up / 97% Down</b>
<b>Spacing Criteria (0/90/180°)</b>	<b>1.26/1.68/NA</b>
Meets RP-1-04 recommendations for VDT-Normal spaces	

Values per 4ft unit

Fixture photometry has been conducted by an NVLAP accredited testing laboratory in accordance with IESNA LM-79:2008

Lumen maintenance of the LEDs has been tested by the manufacturer in accordance with IESNA LM-80:2008

IES files for this and other photometric options can be downloaded online at [www.lightingproducts.philips.com](http://www.lightingproducts.philips.com)

### Candela Distribution

Vertical Angle	Horizontal Angle				Zonal Lumens
	0	22.5	45	67.5	
0	735	735	735	735	0
5	733	730	742	749	72
15	717	737	805	866	229
25	672	729	870	989	395
35	575	646	795	910	483
45	443	489	582	647	439
55	328	345	381	406	338
65	209	214	226	235	224
75	96	100	108	115	115
85	22	28	33	35	36
90	0	5	11	15	0
95	0	6	12	17	12
105	1	7	13	18	13
115	2	7	13	17	12
125	3	7	13	16	10
135	4	7	12	15	8
145	5	7	10	13	6
155	5	6	9	11	4
165	6	6	7	8	2
175	6	6	6	6	1
180	6	6	6	6	0

### Coefficients of Utilization (%)

RCR	Ceiling: Wall:	80				70				50			
		70	50	30	10	70	50	30	50	30	10		
0		118	118	118	118	115	115	115	110	110	110	110	110
1		109	104	100	97	106	102	98	97	94	91	91	91
2		100	92	85	80	97	90	84	86	81	77	77	77
3		91	81	73	67	89	79	72	76	70	65	65	65
4		84	72	64	58	81	71	63	68	61	56	56	56
5		77	65	56	50	75	64	55	61	54	49	49	49
6		71	58	50	44	69	57	49	55	48	43	43	43
7		66	53	45	39	64	52	44	50	43	38	38	38
8		62	48	40	34	60	48	40	46	39	34	34	34
9		58	44	36	31	56	44	36	42	35	30	30	30
10		54	41	33	28	52	40	33	39	32	28	28	28

### Avg. Luminance (cd/m<sup>2</sup>)

Vertical Angle	Horizontal Angle		
	0	45	90
55	4569	3647	3593
65	3850	2499	2312
75	2732	1466	1333
85	1474	604	497

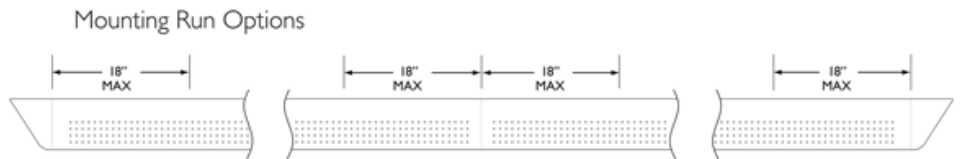
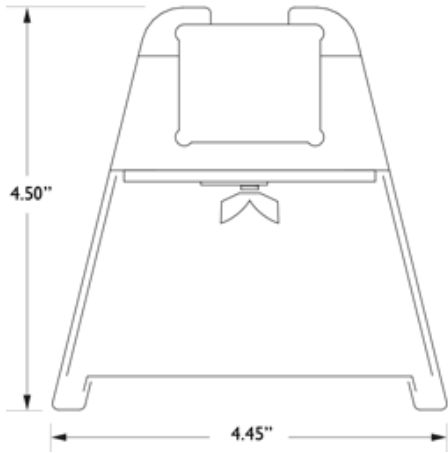
### Electrical Specifications

<b>Input Voltage</b>	<b>120V</b>
<b>Input Power</b>	<b>27.9W</b>
<b>Input Current</b>	<b>0.2A</b>
<b>Power Factor</b>	<b>0.981</b>
Tested values – contact technical support for rated values. Off-state power zero unless certain controls are specified.	

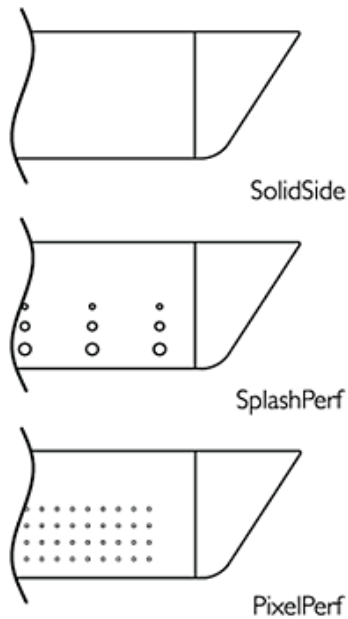
# JUMP SUSPENDED LED

DIRECT, RIBBED MESOOPTICS LENS - PIXELPERF

## Options and Details



## Optics & Styles



### Housing

20 gauge cold-rolled steel precision formed and welded with optional perforated patterns.

### Weight

Maximum 3.5lb/ft.

### Optical System

White light emitted from the LED sources passes through a biconvex lens where it is internally reflected and laterally refocused. Light is then redirected by Miro Silver reflectors and exits through the optical lens assembly. The optical lens assembly consists of an acrylic extrusion with a ribbed profile holding a layer of MesoOptics film. MesoOptics homogenizes the light and color to ensure consistency while controlling high angle glare and creating an optical batwing distribution.

### Standard Driver

Dimming: 0-10V, 5-100%. Output is Class 2 rated.

### Lumen Maintenance

At an ambient temperature of 25°C, the LED lumen maintenance expectation is  $L_{80}$  (12k) >60,000 hrs.

### Mounting

Variable position mounts are supplied for each joint and end. The mounts can be installed up to 18" from joints and end locations. Tamper-resistant aircraft cable grippers provide infinite vertical adjustment capability. Aircraft cable, crimp and cable gripper are independently tested to meet stringent safety requirements.

### Joints

Self-aligning joining system with hands-free pre-joining wire access.

### Endcaps

Endcaps are diecast aluminum, available in luminous sculpted (standard) or flat (optional).

### Electrical

Factory pre-wired to section ends with quick-wire connectors.

### Approvals

Certified to UL, CSA and IES standards.

### Finish

High quality powder coated, available in matte white, black or titanium silver. Other factory and custom colors available on request.

### Environment

Rated for dry or damp locations in operating ambient temperatures 0-40°C (32-104°F). Certain luminaire components may be adversely affected by contaminants. Damage caused by sulfur, chlorine, petroleum based solutions or other contaminants are not covered under warranty.

Due to continuing product improvements, Philips Ledalite reserves the right to change the specifications without notice.



©2014 Koninklijke Philips N.V. All rights reserved.  
Specifications are subject to change without notice.  
[www.philips.com/luminaires](http://www.philips.com/luminaires)

1201LAGQP.pdf 02.15 page 3 of 3

Philips Lighting  
North America Corporation  
200 Franklin Square Drive  
Somerset, NJ 08873  
Phone: 855-486-2216

Philips Lighting Company  
281 Hillmount Road  
Markham ON, Canada L6C 2S3  
Phone: 800-668-9008