

# Are you ready to jump?

## JUMP SUSPENDED LED



DIRECT, RIBBED MESOOPTICS LENS - SOLIDSIDE  
CRI >80 3500K, 3600 lm/4ft

**Project:** \_\_\_\_\_

**Spec Type:** \_\_\_\_\_

**Catalog No:** 1201LBEQE \_\_\_\_\_

**Qty** \_\_\_\_\_

**Line Notes:** \_\_\_\_\_



### Ordering guide

Product Type	Source	Color Temp *	Lumens *	Lower Optics	Upper Optics	Run Length	Wiring †	Voltage	Driver	Finish
<input type="text" value="1201"/>	<input type="text" value="L"/>	<input type="text" value="B"/>	<input type="text" value="E"/>	<input type="text" value="Q"/>	<input type="text" value="E"/>	<input type="text"/>	<input type="text"/>	<input type="text"/>	<input type="text"/>	<input type="text"/>
Jump Symmetric	L LED	A 4000K B 3500K C 3000K	G 2400 lm/4ft E 3600 lm/4ft	Q MesoOptics Lens	E No Perf P PixelPerf S SplashPerf	04 4' 08 8' XX Total run length (4' increments)	1 1 cct 3 1 cct w/ EM cct 5 1 cct w/ BP 7 1 cct w/ Dimming 8 1 cct w/ TW B 2 cct A/B	1 120V 2 277V 3 347V	E Standard	W Standard White T Titanium Silver B Black X Custom

\* Nominal values within a range. Consult ies file for exact color temp and lumens † Consult website for complete list of standard wiring options

### Mounting Hardware

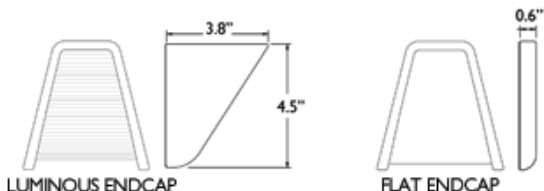
Mount Type  
Consult separate mounting spec sheet for mount type options

Suspension Length  
Distance from ceiling to top of luminaire in inches

Endcaps -

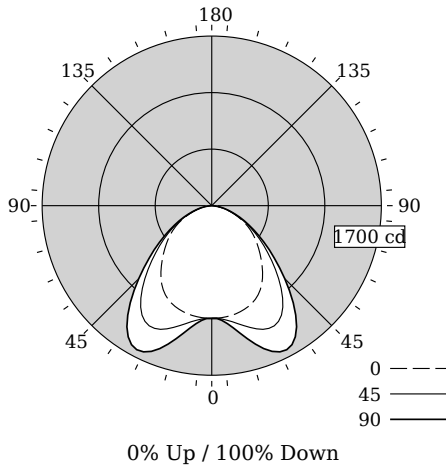
**Integrated Controls** Please indicate with check mark.

Response Daylight Single Zone (DS)



## DIRECT, RIBBED MESOOPTICS LENS - SOLIDSIDE

### Photometry



**LED lighting facts**  
A Program of the U.S. DOE

**Light Output (Lumens)** 3581  
**Watts** 45.7  
**Lumens per Watt (Efficacy)** 78

**Color Accuracy** 84  
Color Rendering Index (CRI)

**Light Color**  
Correlated Color Temperature (CCT) 3494 (Bright White)

Warm White 3000K Bright White 4500K Daylight 6500K

**Warranty\*\*** Yes

All results, except LED Lumen Maintenance, are according to IESNA LM-79-2008: Approved Method for the Electrical and Photometric Testing of Solid-State Lighting. The U.S. Department of Energy (DOE) verifies product test data and results.

\*\* See [www.lightingfacts.com/products](http://www.lightingfacts.com/products) for details.

Registration Number: F462-3AT41Z (8/12/2013)  
Model Number: 12x1LBEQE  
Type: Other

Total Output	3581 lm
Efficacy	78.4 lm/W
CCT	3494K
CRI	84
R9	22
Distribution	0% Up / 100% Down
Spacing Criteria (0/90/180°)	1.27/1.69/NA

Values per 4ft unit

Fixture photometry has been conducted by an NVLAP accredited testing laboratory in accordance with IESNA LM-79:2008

Lumen maintenance of the LEDs has been tested by the manufacturer in accordance with IESNA LM-80:2008

IES files for this and other photometric options can be downloaded online at [www.lightingproducts.philips.com](http://www.lightingproducts.philips.com)

### Candela Distribution

Vertical Angle	Horizontal Angle				Zonal Lumens
	0	22.5	45	90	
0	1129	1129	1129	1129	1129
5	1127	1122	1140	1154	1110
15	1101	1136	1245	1346	1381
25	1035	1127	1357	1550	1617
35	887	1001	1242	1422	1483
45	685	758	902	1004	1035
55	507	535	587	624	639
65	324	331	344	355	360
75	151	151	157	162	162
85	34	34	34	30	28
90	0	0	0	0	0
95	0	0	0	0	0
105	0	0	0	0	0
115	0	0	0	0	0
125	0	0	0	0	0
135	0	0	0	0	0
145	0	0	0	0	0
155	0	0	0	0	0
165	0	0	0	0	0
175	0	0	0	0	0
180	0	0	0	0	0

### Coefficients of Utilization (%)

RCR	Ceiling: 80				Wall: 70				50			
	70	50	30	10	70	50	30	10	70	50	30	10
0	119	119	119	119	116	116	116	111	111	111	111	111
1	110	105	101	98	107	103	100	99	96	93	93	93
2	100	93	86	81	98	91	85	87	83	78	78	78
3	92	82	74	68	90	81	73	78	72	67	67	67
4	85	73	65	58	82	72	64	69	63	57	57	57
5	78	66	57	51	76	65	56	62	55	50	50	50
6	72	59	51	44	70	58	50	56	49	44	44	44
7	67	54	45	39	65	53	45	51	44	39	39	39
8	62	49	41	35	61	48	40	47	40	35	35	35
9	58	45	37	32	57	44	37	43	36	31	31	31
10	54	41	34	29	53	41	34	40	33	28	28	28

### Avg. Luminance (cd/m2)

Vertical Angle	Horizontal Angle		
	0	45	90
55	7455	8631	9396
65	6466	6865	7184
75	4921	5116	5279
85	3290	3290	2710

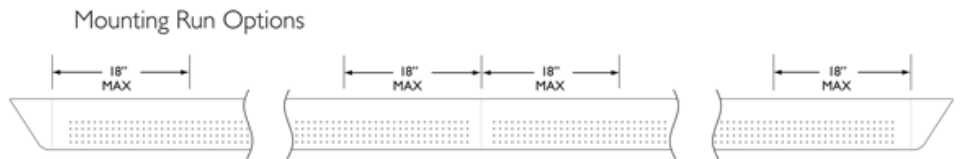
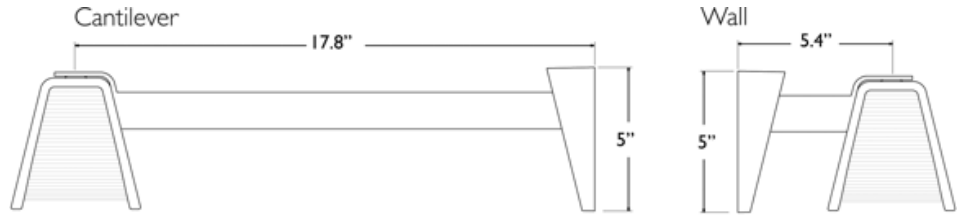
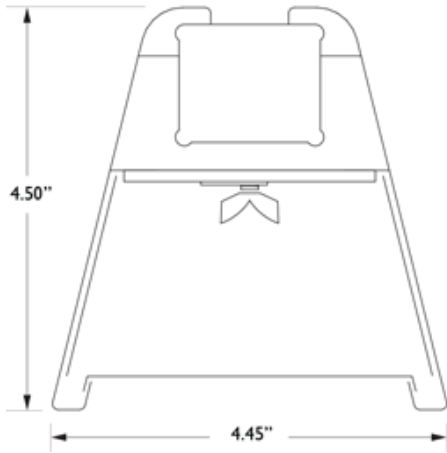
### Electrical Specifications

Input Voltage	120V
Input Power	45.7W
Input Current	0.4A
Power Factor	0.989
Tested values – contact technical support for rated values. Off-state power zero unless certain controls are specified.	

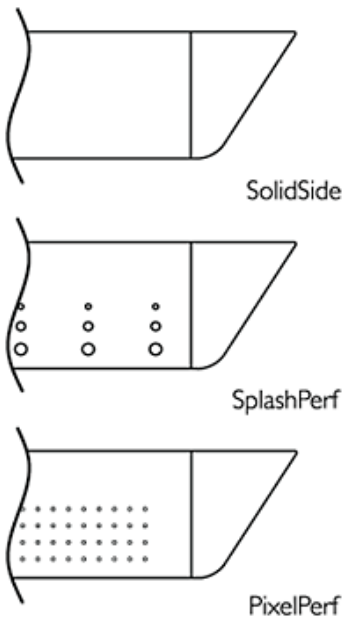
# JUMP SUSPENDED LED

DIRECT, RIBBED MESOOPTICS LENS - SOLIDSIDE

## Options and Details



## Optics & Styles



### Housing

20 gauge cold-rolled steel precision formed and welded with optional perforated patterns.

### Weight

Maximum 3.5lb/ft.

### Optical System

White light emitted from the LED sources passes through a biconvex lens where it is internally reflected and laterally refocused. Light is then redirected by Miro Silver reflectors and exits through the optical lens assembly. The optical lens assembly consists of an acrylic extrusion with a ribbed profile holding a layer of MesoOptics film. MesoOptics homogenizes the light and color to ensure consistency while controlling high angle glare and creating an optical batwing distribution.

### Standard Driver

Dimming: 0-10V, 5-100%. Output is Class 2 rated.

### Lumen Maintenance

At an ambient temperature of 25°C, the LED lumen maintenance expectation is  $L_{80}$  (12k) >60,000 hrs.

### Mounting

Variable position mounts are supplied for each joint and end. The mounts can be installed up to 18" from joints and end locations. Tamper-resistant aircraft cable grippers provide infinite vertical adjustment capability. Aircraft cable, crimp and cable gripper are independently tested to meet stringent safety requirements.

### Joints

Self-aligning joining system with hands-free pre-joining wire access.

### Endcaps

Endcaps are diecast aluminum, available in luminous sculpted (standard) or flat (optional).

### Electrical

Factory pre-wired to section ends with quick-wire connectors.

### Approvals

Certified to UL, CSA and IES standards.

### Finish

High quality powder coated, available in matte white, black or titanium silver. Other factory and custom colors available on request.

### Environment

Rated for dry or damp locations in operating ambient temperatures 0-40°C (32-104°F). Certain luminaire components may be adversely affected by contaminants. Damage caused by sulfur, chlorine, petroleum based solutions or other contaminants are not covered under warranty.

Due to continuing product improvements, Philips Ledalite reserves the right to change the specifications without notice.



©2014 Koninklijke Philips N.V. All rights reserved.  
Specifications are subject to change without notice.  
[www.philips.com/luminaires](http://www.philips.com/luminaires)

1201LBEQE.pdf 02.15 page 3 of 3

Philips Lighting  
North America Corporation  
200 Franklin Square Drive  
Somerset, NJ 08873  
Phone: 855-486-2216

Philips Lighting Company  
281 Hillmount Road  
Markham ON, Canada L6C 2S3  
Phone: 800-668-9008