

Are you ready to jump?

JUMP SUSPENDED LED



DIRECT, RIBBED MESOOPTICS LENS - PIXELPERF
CRI >80 3500K, 2400 lm/4ft

Project: _____

Spec Type: _____

Catalog No: 1201LBGQP _____

Qty _____

Line Notes: _____



Ordering guide

Product Type	Source	Color Temp *	Lumens *	Lower Optics	Upper Optics	Run Length	Wiring †	Voltage	Driver	Finish
<input type="text" value="1201"/>	<input type="text" value="L"/>	<input type="text" value="B"/>	<input type="text" value="G"/>	<input type="text" value="Q"/>	<input type="text" value="P"/>	<input type="text"/>	<input type="text"/>	<input type="text"/>	<input type="text"/>	<input type="text"/>
Jump Symmetric	L LED	A 4000K B 3500K C 3000K	G 2400 lm/4ft E 3600 lm/4ft	Q MesoOptics Lens	E No Perf P PixelPerf S SplashPerf	04 4' 08 8' XX Total run length (4' increments)	1 1 cct 3 1 cct w/ EM cct 5 1 cct w/ BP 7 1 cct w/ Dimming 8 1 cct w/ TW B 2 cct A/B	1 120V 2 277V 3 347V	E Standard	W Standard White T Titanium Silver B Black X Custom

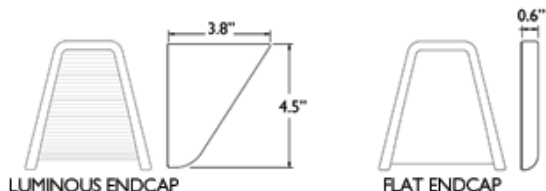
* Nominal values within a range. Consult ies file for exact color temp and lumens † Consult website for complete list of standard wiring options

Mounting Hardware

Mount Type
Consult separate mounting spec sheet for mount type options

Suspension Length
Distance from ceiling to top of luminaire in inches

Endcaps -



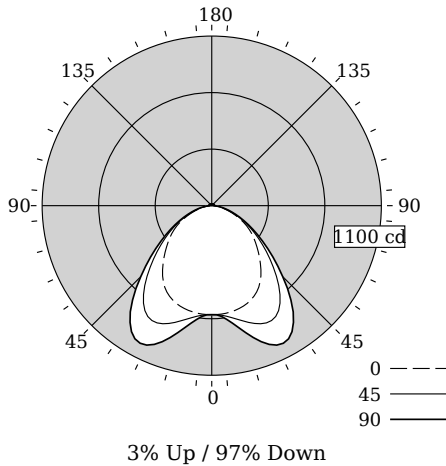
Integrated Controls Please indicate with check mark.

Response Daylight Single Zone (DS)



DIRECT, RIBBED MESOOPTICS LENS - PIXELPERF

Photometry



LED lighting facts
A Program of the U.S. DOE

Light Output (Lumens) 2315
Watts 27.5
Lumens per Watt (Efficacy) 84

Color Accuracy 84
Color Rendering Index (CRI)

Light Color
Correlated Color Temperature (CCT) 3487 (Bright White)

Warm White 3000K Bright White 4500K Daylight 6500K

Warranty** Yes

All results, except LED Lumen Maintenance, are according to IESNA LM-79-2008. Approved Method for the Electrical and Photometric Testing of Solid-State Lighting. The U.S. Department of Energy (DOE) verifies product test data and results.

** See www.lightingfacts.com/products for details.

Registration Number: F462-S5ZYRY (8/12/2013)
Model Number: 12x1LBGGx
Type: Other

Total Output	2315 lm
Efficacy	84.2 lm/W
CCT	3487K
CRI	84
R9	22
Distribution	3% Up / 97% Down
Spacing Criteria (0/90/180°)	1.27/1.69/NA
Meets RP-1-04 recommendations for VDT-Normal spaces	

Values per 4ft unit

Fixture photometry has been conducted by an NVLAP accredited testing laboratory in accordance with IESNA LM-79:2008

Lumen maintenance of the LEDs has been tested by the manufacturer in accordance with IESNA LM-80:2008

IES files for this and other photometric options can be downloaded online at www.lightingproducts.philips.com

Candela Distribution

Vertical Angle	Horizontal Angle				Zonal Lumens
	0	45	67.5	90	
0	707	707	707	707	0
5	706	702	713	721	69
15	690	708	773	831	220
25	648	703	839	956	381
35	556	624	772	886	468
45	428	473	565	630	426
55	317	334	370	394	327
65	200	206	218	226	216
75	92	96	104	109	110
85	21	26	31	33	34
90	0	5	11	16	0
95	0	5	11	16	11
105	0	6	12	16	11
115	1	6	12	16	11
125	2	7	12	16	10
135	3	7	11	14	8
145	4	6	10	12	6
155	5	6	8	10	4
165	5	5	6	7	2
175	5	5	5	5	0
180	5	5	5	5	0

Coefficients of Utilization (%)

RCR	Ceiling:		80				70				50				
	Wall:	70	50	30	10	70	50	30	50	30	10	70	50	30	10
0	118	118	118	118	115	115	115	110	110	110	110	110	110	110	110
1	109	104	100	97	106	102	98	97	94	92	92	92	92	92	92
2	100	92	85	80	97	90	84	86	81	77	77	77	77	77	77
3	91	81	74	67	89	79	72	76	70	65	65	65	65	65	65
4	84	72	64	58	81	71	63	68	61	56	56	56	56	56	56
5	77	65	56	50	75	64	55	61	54	49	49	49	49	49	49
6	71	58	50	44	69	57	49	55	48	43	43	43	43	43	43
7	66	53	45	39	64	52	44	50	43	38	38	38	38	38	38
8	62	48	40	34	60	48	40	46	39	34	34	34	34	34	34
9	58	44	36	31	56	44	36	42	35	30	30	30	30	30	30
10	54	41	33	28	52	40	33	39	32	28	28	28	28	28	28

Avg. Luminance (cd/m²)

Vertical Angle	Horizontal Angle		
	0	45	90
55	4416	3542	3481
65	3684	2411	2234
75	2618	1412	1276
85	1407	567	497

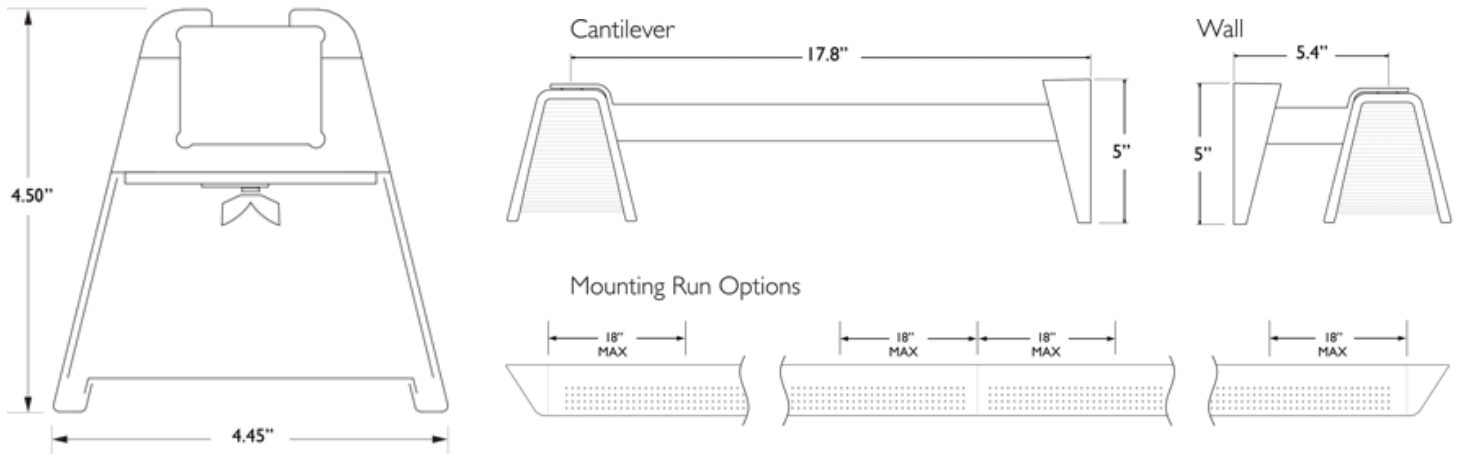
Electrical Specifications

Input Voltage	120V
Input Power	27.5W
Input Current	0.2A
Power Factor	0.983
Tested values – contact technical support for rated values. Off-state power zero unless certain controls are specified.	

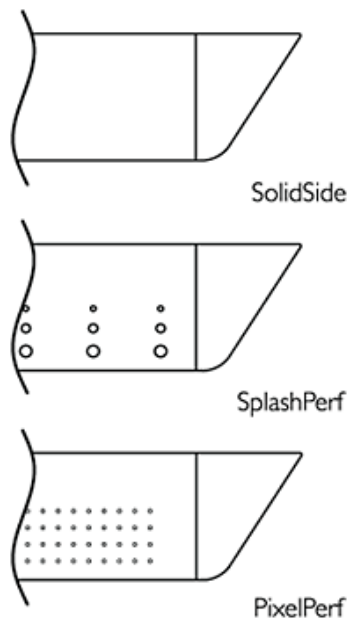
JUMP SUSPENDED LED

DIRECT, RIBBED MESOOPTICS LENS - PIXELPERF

Options and Details



Optics & Styles



Housing

20 gauge cold-rolled steel precision formed and welded with optional perforated patterns.

Weight

Maximum 3.5lb/ft.

Optical System

White light emitted from the LED sources passes through a biconvex lens where it is internally reflected and laterally refocused. Light is then redirected by Miro Silver reflectors and exits through the optical lens assembly. The optical lens assembly consists of an acrylic extrusion with a ribbed profile holding a layer of MesoOptics film. MesoOptics homogenizes the light and color to ensure consistency while controlling high angle glare and creating an optical batwing distribution.

Standard Driver

Dimming: 0-10V, 5-100%. Output is Class 2 rated.

Lumen Maintenance

At an ambient temperature of 25°C, the LED lumen maintenance expectation is L_{50} (12k) >60,000 hrs.

Mounting

Variable position mounts are supplied for each joint and end. The mounts can be installed up to 18" from joints and end locations. Tamper-resistant aircraft cable grippers provide infinite vertical adjustment capability. Aircraft cable, crimp and cable gripper are independently tested to meet stringent safety requirements.

Joints

Self-aligning joining system with hands-free pre-joining wire access.

Endcaps

Endcaps are diecast aluminum, available in luminous sculpted (standard) or flat (optional).

Electrical

Factory pre-wired to section ends with quick-wire connectors.

Approvals

Certified to UL, CSA and IES standards.

Finish

High quality powder coated, available in matte white, black or titanium silver. Other factory and custom colors available on request.

Environment

Rated for dry or damp locations in operating ambient temperatures 0-40°C (32-104°F). Certain luminaire components may be adversely affected by contaminants. Damage caused by sulfur, chlorine, petroleum based solutions or other contaminants are not covered under warranty.

Due to continuing product improvements, Philips Ledalite reserves the right to change the specifications without notice.



©2014 Koninklijke Philips N.V. All rights reserved.
Specifications are subject to change without notice.
www.philips.com/luminaires

1201LBGQP.pdf 02.15 page 3 of 3

Philips Lighting
North America Corporation
200 Franklin Square Drive
Somerset, NJ 08873
Phone: 855-486-2216

Philips Lighting Company
281 Hillmount Road
Markham ON, Canada L6C 2S3
Phone: 800-668-9008