

Are you ready to jump?

JUMP SUSPENDED ASYMMETRIC LED



DIRECT ASYMMETRIC, RIBBED MESOOPTICS LENS -
PIXELPERF
CRI >80 3000K, 3600 lm/4ft

Project: _____

Spec Type: _____

Catalog No: 1208LCEQP

Qty _____

Line Notes: _____



Ordering guide

Product Type	Source	Color Temp *	Lumens *	Lower Optics	Upper Optics	Run Length	Wiring †	Voltage	Driver	Finish
<input type="text" value="1208"/>	<input type="text" value="L"/>	<input type="text" value="C"/>	<input type="text" value="E"/>	<input type="text" value="Q"/>	<input type="text" value="P"/>	<input type="text"/>	<input type="text"/>	<input type="text"/>	<input type="text"/>	<input type="text"/>
Jump Asymmetric	L LED	A 4000K B 3500K C 3000K	G 2400 lm/4ft E 3600 lm/4ft	Q MesoOptics Lens	E No Perf P PixelPerf S SplashPerf	04 4' 08 8' XX Total run length (4' increments)	1 1 cct 3 1 cct w/ EM cct 5 1 cct w/ BP 7 1 cct w/ Dimming 8 1 cct w/ TW B 2 cct A/B	1 120V 2 277V 3 347V	E Standard	W Standard White T Titanium Silver B Black X Custom

* Nominal values within a range. Consult ies file for exact color temp and lumens † Consult website for complete list of standard wiring options

Mounting Hardware

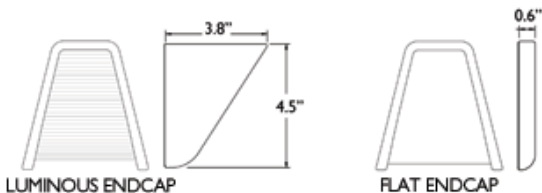
Mount Type
Consult separate mounting spec sheet for mount type options

Suspension Length
Distance from ceiling to top of luminaire in inches

Endcaps -

Integrated Controls Please indicate with check mark.

Response Daylight Single Zone (DS)

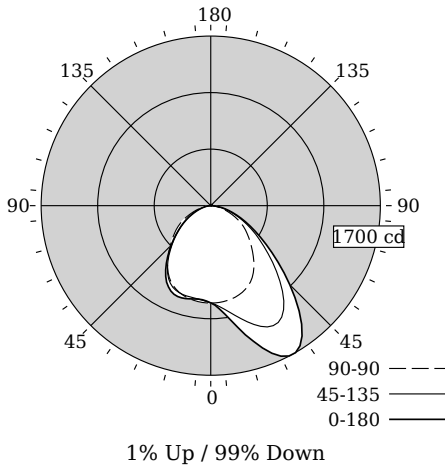


© 2014 Koninklijke Philips N.V. All rights reserved.
Specifications are subject to change without notice.
www.philips.com/luminaires



DIRECT ASYMMETRIC, RIBBED MESOOPTICS LENS - PIXELPERF

Photometry



Total Output	2997 lm
Efficacy	65.2 lm/W
CCT	3087K
CRI	82
R9	15
Distribution	1% Up / 99% Down
Spacing Criteria (0/90/180°)	1.85/1.25/1.30

Values per 4ft unit

Fixture photometry has been conducted by an NVLAP accredited testing laboratory in accordance with IESNA LM-79:2008

Lumen maintenance of the LEDs has been tested by the manufacturer in accordance with IESNA LM-80:2008

IES files for this and other photometric options can be downloaded online at www.lightingproducts.philips.com

Candela Distribution

Vertical Angle	Horizontal Angle					Zonal Lumens
	0	45	90	135	180	
0	975	975	975	975	975	0
5	1043	1016	974	952	947	95
15	1340	1172	950	937	965	299
25	1665	1341	886	901	945	508
35	1596	1273	754	758	780	616
45	1120	932	576	546	560	559
55	678	599	425	366	364	429
65	385	355	269	217	207	283
75	185	171	126	98	94	143
85	46	47	29	24	21	39
90	17	11	0	0	0	0
95	16	10	0	0	0	5
105	16	10	0	0	0	5
115	16	10	0	0	0	5
125	14	9	0	0	0	4
135	12	8	1	0	0	3
145	10	7	2	0	0	2
155	7	7	2	0	0	1
165	6	5	2	0	0	1
175	3	4	3	2	1	0
180	3	3	3	3	3	0

Coefficients of Utilization (%)

RCR	Ceiling:		80					70				
	Wall:	70	50	30	10	70	50	30	50	50	30	10
0		119	119	119	119	116	116	116	111	111	111	111
1		109	105	101	98	107	103	99	98	95	93	93
2		100	93	86	81	98	91	85	87	82	78	78
3		92	82	74	68	89	80	73	77	71	66	66
4		84	73	65	58	82	72	64	69	62	57	57
5		78	65	57	50	76	64	56	62	55	50	50
6		72	59	50	44	70	58	50	56	49	44	44
7		67	54	45	39	65	53	45	51	44	39	39
8		62	49	41	35	61	48	40	47	40	35	35
9		58	45	37	32	57	44	37	43	36	31	31
10		54	41	34	29	53	41	33	40	33	28	28

Avg. Luminance (cd/m2)

Vertical Angle	Horizontal Angle		
	0	90	180
55	5860	5920	3148
65	3739	4961	2010
75	2131	3580	1082
85	667	1935	300

Electrical Specifications

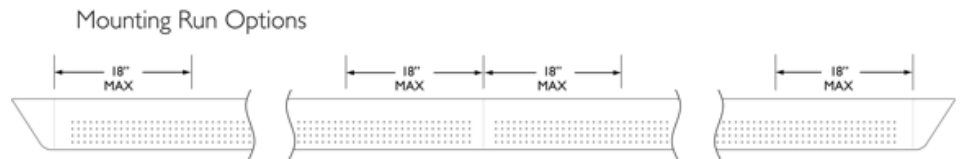
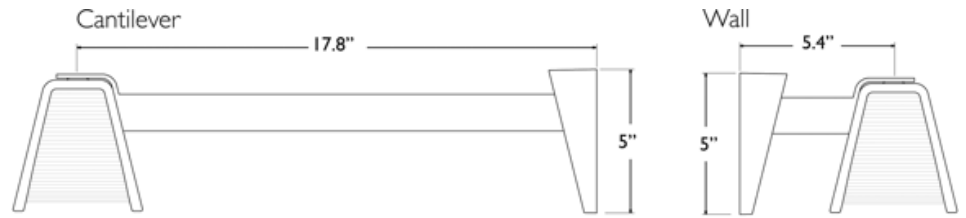
Input Voltage	120V
Input Power	46W
Input Current	0.4A
Power Factor	0.99
Tested values – contact technical support for rated values. Off-state power zero unless certain controls are specified.	

JUMP

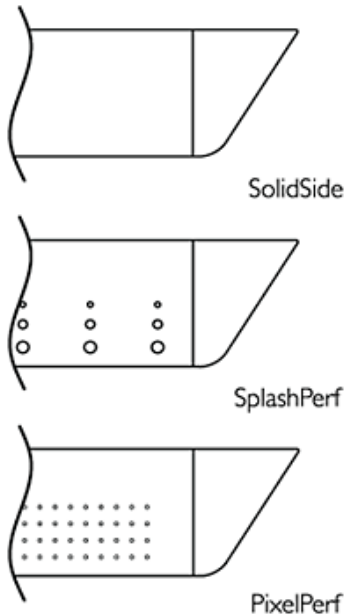
SUSPENDED ASYMMETRIC LED

DIRECT ASYMMETRIC, RIBBED MESOOPTICS LENS - PIXELPERF

Options and Details



Optics & Styles



Housing

20 gauge cold-rolled steel precision formed and welded with optional perforated patterns.

Weight

Maximum 3.5lb/ft.

Optical System

White light emitted from the LED sources passes through a biconvex lens where it is internally reflected and laterally refocused. Light is then redirected by Miro Silver reflectors and exits through the optical lens assembly. The optical lens assembly consists of an acrylic extrusion with a ribbed profile holding a layer of MesoOptics film. MesoOptics homogenizes the light and color to ensure consistency while controlling high angle glare and creating an optical batwing distribution.

Standard Driver

Dimming: 0-10V, 5-100%. Output is Class 2 rated.

Lumen Maintenance

At an ambient temperature of 25°C, the LED lumen maintenance expectation is $L_{80}(12k) > 60,000$ hrs.

Mounting

Variable position mounts are supplied for each joint and end. The mounts can be installed up to 18" from joints and end locations. Tamper-resistant aircraft cable grippers provide infinite vertical adjustment capability. Aircraft cable, crimp and cable gripper are independently tested to meet stringent safety requirements.

Joints

Self-aligning joining system with hands-free pre-joining wire access.

Endcaps

Endcaps are diecast aluminum, available in luminous sculpted (standard) or flat (optional).

Electrical

Factory pre-wired to section ends with quick-wire connectors.

Approvals

Certified to UL, CSA and IES standards.

Finish

High quality powder coated, available in matte white, black or titanium silver. Other factory and custom colors available on request.

Environment

Rated for dry or damp locations in operating ambient temperatures 0-40°C (32-104°F). Certain luminaire components may be adversely affected by contaminants. Damage caused by sulfur, chlorine, petroleum based solutions or other contaminants are not covered under warranty.

Due to continuing product improvements, Philips Ledalite reserves the right to change the specifications without notice.



©2014 Koninklijke Philips N.V. All rights reserved.
Specifications are subject to change without notice.
www.philips.com/luminaires

1208LCEQP.pdf 02.15 page 3 of 3

Philips Lighting
North America Corporation
200 Franklin Square Drive
Somerset, NJ 08873
Phone: 855-486-2216

Philips Lighting Company
281 Hillmount Road
Markham ON, Canada L6C 2S3
Phone: 800-668-9008