

# Are you ready to jump?

## JUMP SURFACE ASYMMETRIC LED



DIRECT ASYMMETRIC, RIBBED MESOOPTICS LENS - SPLASHPERF  
CRI >80 3000K, 2400 lm/4ft

**Project:** \_\_\_\_\_

**Spec Type:** \_\_\_\_\_

**Catalog No:** 1218LCGQS \_\_\_\_\_

**Qty** \_\_\_\_\_

**Line Notes:** \_\_\_\_\_



### Ordering guide

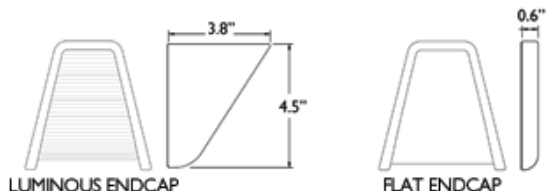
Product Type	Source	Color Temp *	Lumens *	Lower Optics	Upper Optics	Run Length	Wiring †	Voltage	Driver	Finish
<input type="text" value="1218"/>	<input type="text" value="L"/>	<input type="text" value="C"/>	<input type="text" value="G"/>	<input type="text" value="Q"/>	<input type="text" value="S"/>	<input type="text"/>	<input type="text"/>	<input type="text"/>	<input type="text"/>	<input type="text"/>
Jump Asymmetric	L LED	A 4000K B 3500K C 3000K	G 2400 lm/4ft E 3600 lm/4ft	Q MesoOptics Lens	E No Perf P PixelPerf S SplashPerf	04 4' 08 8' XX Total run length (4' increments)	1 1 cct 3 1 cct w/ EM cct 5 1 cct w/ BP 7 1 cct w/ Dimming 8 1 cct w/ TW B 2 cct A/B	1 120V 2 277V 3 347V	E Standard	W Standard White T Titanium Silver B Black X Custom

\* Nominal values within a range. Consult ies file for exact color temp and lumens † Consult website for complete list of standard wiring options

### Mounting Hardware

Mount Type  
Consult separate mounting spec sheet for mount type options

Endcaps -



### Integrated Controls

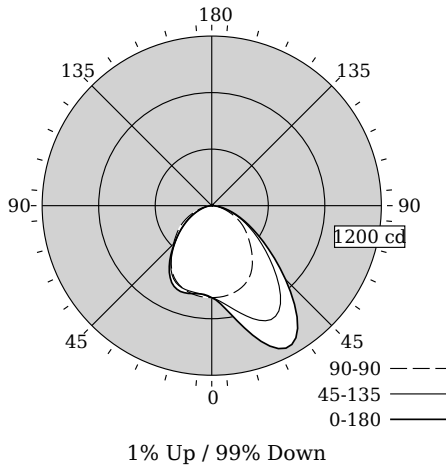
Please indicate with check mark.

Response Daylight Single Zone (DS)



### DIRECT ASYMMETRIC, RIBBED MESOOPTICS LENS - SPLASHPERF

#### Photometry



<b>Total Output</b>	<b>1995 lm</b>
<b>Efficacy</b>	<b>70.2 lm/W</b>
<b>CCT</b>	<b>3080K</b>
<b>CRI</b>	<b>82</b>
<b>R9</b>	<b>16</b>
<b>Distribution</b>	<b>1% Up / 99% Down</b>
<b>Spacing Criteria (0/90/180°)</b>	<b>1.84/1.25/1.30</b>
Meets RP-1-04 recommendations for VDT-Normal spaces	

Values per 4ft unit

Fixture photometry has been conducted by an NVLAP accredited testing laboratory in accordance with IESNA LM-79:2008

Lumen maintenance of the LEDs has been tested by the manufacturer in accordance with IESNA LM-80:2008

IES files for this and other photometric options can be downloaded online at [www.lightingproducts.philips.com](http://www.lightingproducts.philips.com)

#### Candela Distribution

Vertical Angle	Horizontal Angle					Zonal Lumens
	0	45	90	135	180	
0	651	651	651	651	651	0
5	695	679	649	634	630	63
15	896	787	633	624	643	200
25	1116	899	591	600	630	340
35	1060	848	502	504	524	410
45	739	616	384	364	372	371
55	447	397	283	245	242	285
65	252	234	181	144	139	188
75	120	112	84	65	64	95
85	26	30	19	16	13	26
90	11	8	0	0	0	0
95	10	7	0	0	0	3
105	11	7	0	0	0	3
115	10	7	0	0	0	3
125	9	7	0	0	0	3
135	8	6	1	0	0	2
145	7	5	1	0	0	1
155	6	4	1	0	0	1
165	4	4	2	0	0	0
175	2	2	2	1	1	0
180	2	2	2	2	2	0

#### Coefficients of Utilization (%)

RCR	Ceiling:		80					70					50					
	Wall:		70	50	30	10	70	50	30	50	30	10	70	50	30	50	30	10
0			119	119	119	119	116	116	116	111	111	111	111	111	111	111	111	111
1			109	105	101	98	107	103	99	98	95	93	98	95	93	98	95	93
2			100	93	86	81	98	91	85	87	82	78	91	85	87	82	78	78
3			92	82	74	68	89	80	73	77	71	66	84	73	65	58	52	47
4			84	73	65	58	82	72	64	69	62	57	78	66	57	51	44	39
5			78	66	57	51	76	64	56	62	55	50	72	59	51	44	37	32
6			72	59	51	44	70	58	50	56	49	44	67	54	45	39	32	27
7			67	54	45	39	65	53	45	51	44	39	62	49	41	35	29	24
8			62	49	41	35	61	48	40	47	40	35	58	45	37	32	26	21
9			58	45	37	32	57	44	37	43	36	31	54	42	34	29	23	18
10			54	42	34	29	53	41	34	40	33	28	51	39	31	26	20	15

#### Avg. Luminance (cd/m<sup>2</sup>)

Vertical Angle	Horizontal Angle		
	0	90	180
55	3861	3946	2089
65	2449	3328	1353
75	1384	2383	735
85	385	1261	193

#### Electrical Specifications

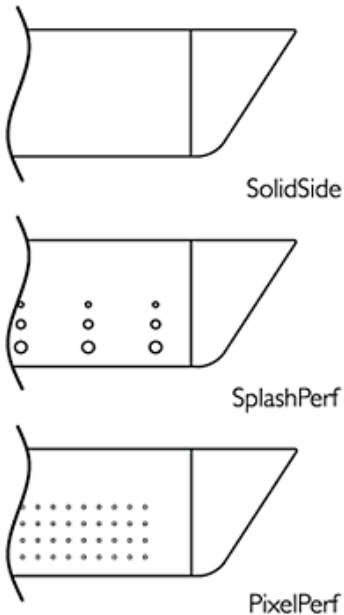
<b>Input Voltage</b>	<b>120V</b>
<b>Input Power</b>	<b>28.4W</b>
<b>Input Current</b>	<b>0.2A</b>
<b>Power Factor</b>	<b>0.983</b>
Tested values – contact technical support for rated values. Off-state power zero unless certain controls are specified.	

DIRECT ASYMMETRIC, RIBBED MESOOPTICS LENS - SPLASHPERF

### Options and Details



### Optics & Styles



#### Housing

20 gauge cold-rolled steel precision formed and welded with optional perforated patterns.

#### Weight

Maximum 3.5lb/ft.

#### Optical System

White light emitted from the LED sources passes through a biconvex lens where it is internally reflected and laterally refocused. Light is then redirected by Miro Silver reflectors and exits through the optical lens assembly. The optical lens assembly consists of an acrylic extrusion with a ribbed profile holding a layer of MesoOptics film. MesoOptics homogenizes the light and color to ensure consistency while controlling high angle glare and creating an optical batwing distribution.

#### Standard Driver

Dimming: 0-10V, 5-100%. Output is Class 2 rated.

#### Lumen Maintenance

At an ambient temperature of 25°C, the LED lumen maintenance expectation is  $L_{80}(12k) > 60,000$  hrs.

#### Mounting

Variable position mounts are supplied for each joint and end. The mounts can be installed up to 18" from joints and end locations. Tamper-resistant aircraft cable grippers provide infinite vertical adjustment capability. Aircraft cable, crimp and cable gripper are independently tested to meet stringent safety requirements.

#### Joints

Self-aligning joining system with hands-free pre-joining wire access.

#### Endcaps

Endcaps are diecast aluminum, available in luminous sculpted (standard) or flat (optional).

#### Electrical

Factory pre-wired to section ends with quick-wire connectors.

#### Approvals

Certified to UL, CSA and IES standards.

#### Finish

High quality powder coated, available in matte white, black or titanium silver. Other factory and custom colors available on request.

#### Environment

Rated for dry or damp locations in operating ambient temperatures 0-40°C (32-104°F). Certain luminaire components may be adversely affected by contaminants. Damage caused by sulfur, chlorine, petroleum based solutions or other contaminants are not covered under warranty.

Due to continuing product improvements, Philips Ledalite reserves the right to change the specifications without notice.



©2014 Koninklijke Philips N.V. All rights reserved.  
Specifications are subject to change without notice.  
[www.philips.com/luminaires](http://www.philips.com/luminaires)

1218LCGQS.pdf 02.15 page 3 of 3

Philips Lighting  
North America Corporation  
200 Franklin Square Drive  
Somerset, NJ 08873  
Phone: 855-486-2216

Philips Lighting Company  
281 Hillmount Road  
Markham ON, Canada L6C 2S3  
Phone: 800-668-9008