

# Are you ready to jump?

## JUMP CANTILEVER LED



DIRECT, RIBBED MESOOPTICS LENS - SPLASHPERF  
CRI >80 3500K, 3600 lm/4ft

**Project:** \_\_\_\_\_

**Spec Type:** \_\_\_\_\_

**Catalog No:** 1231LBEQS \_\_\_\_\_

**Qty** \_\_\_\_\_

**Line Notes:** \_\_\_\_\_



### Ordering guide

Product Type	Source	Color Temp *	Lumens *	Lower Optics	Upper Optics	Run Length	Wiring †	Voltage	Driver	Finish
<input type="text" value="1231"/>	<input type="text" value="L"/>	<input type="text" value="B"/>	<input type="text" value="E"/>	<input type="text" value="Q"/>	<input type="text" value="S"/>	<input type="text"/>	<input type="text"/>	<input type="text"/>	<input type="text"/>	<input type="text"/>
Jump Symmetric	L LED	A 4000K B 3500K C 3000K	G 2400 lm/4ft E 3600 lm/4ft	Q MesoOptics Lens	E No Perf P PixelPerf S SplashPerf	04 4' 08 8' XX Total run length (4' increments)	1 1 cct 3 1 cct w/ EM cct 5 1 cct w/ BP 7 1 cct w/ Dimming 8 1 cct w/ TW B 2 cct A/B	1 120V 2 277V 3 347V	E Standard	W Standard White T Titanium Silver B Black X Custom

\* Nominal values within a range. Consult ies file for exact color temp and lumens † Consult website for complete list of standard wiring options

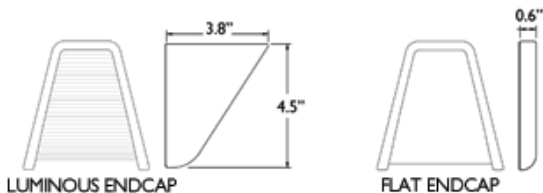
### Mounting Hardware

Mount Type  
Consult separate mounting spec sheet for mount type options

Endcaps -

**Integrated Controls** Please indicate with check mark.

No Options Available

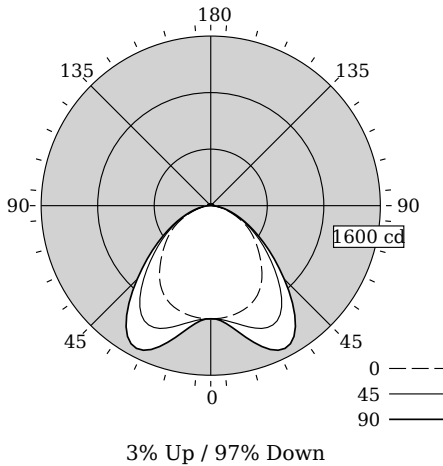


© 2014 Koninklijke Philips N.V. All rights reserved.  
Specifications are subject to change without notice.  
[www.philips.com/luminaires](http://www.philips.com/luminaires)



## DIRECT, RIBBED MESOOPTICS LENS - SPLASHPERF

### Photometry



**LED lighting facts**  
A Program of the U.S. DOE

**Light Output (Lumens)** 3501  
**Watts** 44.9  
**Lumens per Watt (Efficacy)** 78

**Color Accuracy** 84  
Color Rendering Index (CRI)

**Light Color**  
Correlated Color Temperature (CCT) 3494 (Bright White)

Warm White 3000K Bright White 4500K Daylight 6500K

**Warranty\*\*** Yes

All results, except LED Lumen Maintenance, are according to IESNA LM-79-2008. Approved Method for the Electrical and Photometric Testing of Solid-State Lighting. The U.S. Department of Energy (DOE) verifies product test data and results.

\*\* See [www.lightingfacts.com/products](http://www.lightingfacts.com/products) for details.

Registration Number: F462-ZDMLZA (8/12/2013)  
Model Number: 12x1LBEQx  
Type: Other

<b>Total Output</b>	<b>3501 lm</b>
<b>Efficacy</b>	<b>78.0 lm/W</b>
<b>CCT</b>	<b>3494K</b>
<b>CRI</b>	<b>84</b>
<b>R9</b>	<b>22</b>
<b>Distribution</b>	<b>3% Up / 97% Down</b>
<b>Spacing Criteria (0/90/180°)</b>	<b>1.27/1.69/NA</b>

Values per 4ft unit

Fixture photometry has been conducted by an NVLAP accredited testing laboratory in accordance with IESNA LM-79:2008

Lumen maintenance of the LEDs has been tested by the manufacturer in accordance with IESNA LM-80:2008

IES files for this and other photometric options can be downloaded online at [www.lightingproducts.philips.com](http://www.lightingproducts.philips.com)

### Candela Distribution

Vertical Angle	Horizontal Angle					Zonal Lumens
	0	22.5	45	67.5	90	
0	1067	1067	1067	1067	1067	0
5	1066	1061	1078	1090	1089	104
15	1041	1072	1169	1257	1287	332
25	978	1062	1268	1443	1505	576
35	841	943	1166	1339	1393	708
45	649	714	853	953	981	644
55	479	506	561	595	611	495
65	303	312	330	341	349	326
75	139	145	157	165	168	167
85	32	39	48	50	50	52
90	0	7	16	23	25	0
95	0	8	17	24	27	17
105	0	9	18	24	27	17
115	1	9	18	24	26	17
125	4	11	19	24	26	16
135	5	11	18	22	24	13
145	6	10	16	19	20	9
155	7	9	13	16	17	6
165	8	9	10	12	12	3
175	8	8	8	9	8	1
180	8	8	8	8	8	0

### Coefficients of Utilization (%)

RCR	Ceiling:		80				70				50			
	Wall:	70	50	30	10	70	50	30	10	70	50	30	10	
0		118	118	118	118	115	115	115	110	110	110	110	110	
1		109	104	100	97	106	102	98	97	94	92	92	92	
2		100	92	85	80	97	90	84	86	81	77	77	77	
3		91	81	74	67	89	79	72	76	70	65	65	65	
4		84	72	64	58	81	71	63	68	61	56	56	56	
5		77	65	56	50	75	64	55	61	54	49	49	49	
6		71	58	50	44	69	57	49	55	48	43	43	43	
7		66	53	45	39	64	52	44	50	43	38	38	38	
8		62	48	40	34	60	48	40	46	39	34	34	34	
9		57	44	36	31	56	44	36	42	35	30	30	30	
10		54	41	33	28	52	40	33	39	32	28	28	28	

### Avg. Luminance (cd/m2)

Vertical Angle	Horizontal Angle		
	0	45	90
55	6672	5371	5277
65	5581	3649	3390
75	3955	2131	1931
85	2143	878	731

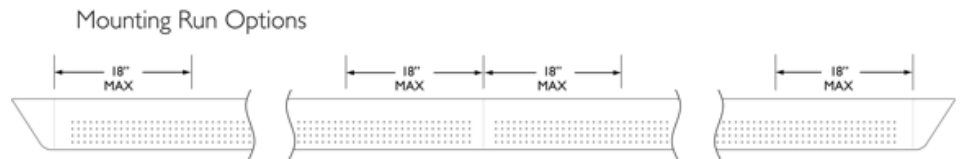
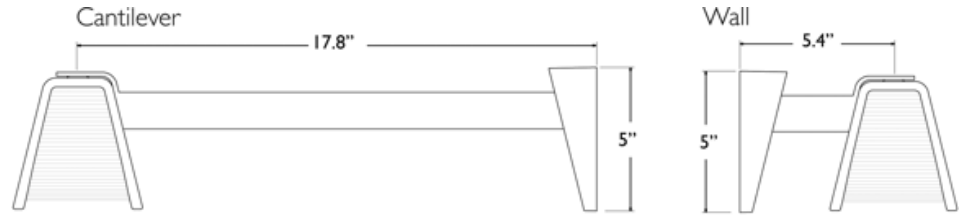
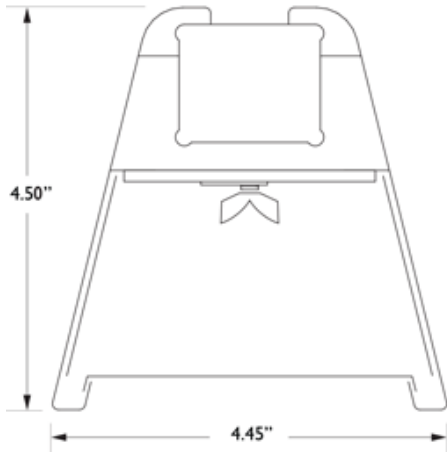
### Electrical Specifications

<b>Input Voltage</b>	<b>120V</b>
<b>Input Power</b>	<b>44.9W</b>
<b>Input Current</b>	<b>0.4A</b>
<b>Power Factor</b>	<b>0.989</b>
<b>Tested values – contact technical support for rated values. Off-state power zero unless certain controls are specified.</b>	

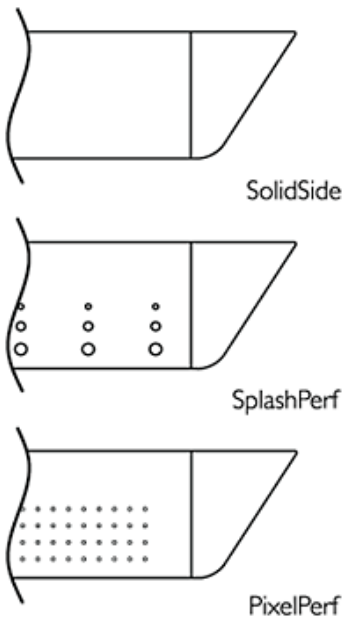
# JUMP CANTILEVER LED

DIRECT, RIBBED MESOOPTICS LENS - SPLASHPERF

## Options and Details



## Optics & Styles



### Housing

20 gauge cold-rolled steel precision formed and welded with optional perforated patterns.

### Weight

Maximum 3.5lb/ft.

### Optical System

White light emitted from the LED sources passes through a biconvex lens where it is internally reflected and laterally refocused. Light is then redirected by Miro Silver reflectors and exits through the optical lens assembly. The optical lens assembly consists of an acrylic extrusion with a ribbed profile holding a layer of MesoOptics film. MesoOptics homogenizes the light and color to ensure consistency while controlling high angle glare and creating an optical batwing distribution.

### Standard Driver

Dimming: 0-10V, 5-100%. Output is Class 2 rated.

### Lumen Maintenance

At an ambient temperature of 25°C, the LED lumen maintenance expectation is  $L_{80}$  (12k) >60,000 hrs.

### Mounting

Variable position mounts are supplied for each joint and end. The mounts can be installed up to 18" from joints and end locations. Tamper-resistant aircraft cable grippers provide infinite vertical adjustment capability. Aircraft cable, crimp and cable gripper are independently tested to meet stringent safety requirements.

### Joints

Self-aligning joining system with hands-free pre-joining wire access.

### Endcaps

Endcaps are diecast aluminum, available in luminous sculpted (standard) or flat (optional).

### Electrical

Factory pre-wired to section ends with quick-wire connectors.

### Approvals

Certified to UL, CSA and IES standards.

### Finish

High quality powder coated, available in matte white, black or titanium silver. Other factory and custom colors available on request.

### Environment

Rated for dry or damp locations in operating ambient temperatures 0-40°C (32-104°F). Certain luminaire components may be adversely affected by contaminants. Damage caused by sulfur, chlorine, petroleum based solutions or other contaminants are not covered under warranty.

Due to continuing product improvements, Philips Ledalite reserves the right to change the specifications without notice.



©2014 Koninklijke Philips N.V. All rights reserved.  
Specifications are subject to change without notice.  
[www.philips.com/luminaires](http://www.philips.com/luminaires)

1231LBEQS.pdf 02.15 page 3 of 3

Philips Lighting  
North America Corporation  
200 Franklin Square Drive  
Somerset, NJ 08873  
Phone: 855-486-2216

Philips Lighting Company  
281 Hillmount Road  
Markham ON, Canada L6C 2S3  
Phone: 800-668-9008