

Are you ready to jump?

JUMP CANTILEVER LED



DIRECT, RIBBED MESOOPTICS LENS - SOLIDSIDE
CRI >80 3500K, 2400 lm/4ft

Project: _____

Spec Type: _____

Catalog No: 1231LBGQE _____

Qty _____

Line Notes: _____



Ordering guide

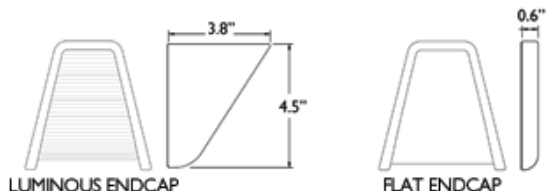
Product Type	Source	Color Temp *	Lumens *	Lower Optics	Upper Optics	Run Length	Wiring †	Voltage	Driver	Finish
<input type="text" value="1231"/>	<input type="text" value="L"/>	<input type="text" value="B"/>	<input type="text" value="G"/>	<input type="text" value="Q"/>	<input type="text" value="E"/>	<input type="text"/>	<input type="text"/>	<input type="text"/>	<input type="text"/>	<input type="text"/>
Jump Symmetric	L LED	A 4000K B 3500K C 3000K	G 2400 lm/4ft E 3600 lm/4ft	Q MesoOptics Lens	E No Perf P PixelPerf S SplashPerf	04 4' 08 8' XX Total run length (4' increments)	1 1 cct 3 1 cct w/ EM cct 5 1 cct w/ BP 7 1 cct w/ Dimming 8 1 cct w/ TW B 2 cct A/B	1 120V 2 277V 3 347V	E Standard	W Standard White T Titanium Silver B Black X Custom

* Nominal values within a range. Consult ies file for exact color temp and lumens † Consult website for complete list of standard wiring options

Mounting Hardware

Mount Type
Consult separate mounting spec sheet for mount type options

Endcaps -



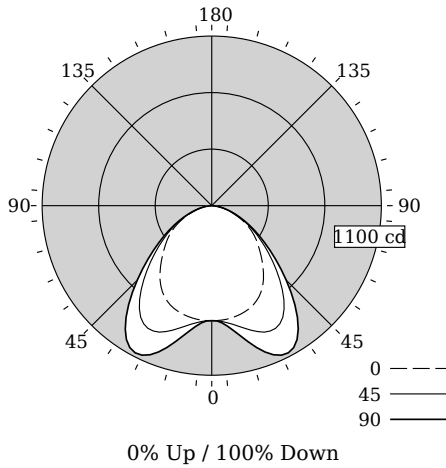
Integrated Controls Please indicate with check mark.

No Options Available



DIRECT, RIBBED MESOOPTICS LENS - SOLIDSIDE

Photometry



LED lighting facts
A Program of the U.S. DOE

Light Output (Lumens) 2361
Watts 28
Lumens per Watt (Efficacy) 84

Color Accuracy 84
Color Rendering Index (CRI)

Light Color
Correlated Color Temperature (CCT) 3487 (Bright White)

Warm White Bright White Daylight
2700K 3000K 4500K 6500K

Warranty** Yes

All results, except LED Lumen Maintenance, are according to IESNA LM-79-2008. Approved Method for the Electrical and Photometric Testing of Solid-State Lighting. The U.S. Department of Energy (DOE) verifies product test data and results.

** See www.lightingfacts.com/products for details.

Registration Number: F46Z-G7P9KQ (8/12/2013)
Model Number: 12x1LBGQE
Type: Other

Total Output	2361 lm
Efficacy	84.3 lm/W
CCT	3487K
CRI	84
R9	22
Distribution	0% Up / 100% Down
Spacing Criteria (0/90/180°)	1.26/1.69/NA
Meets RP-1-04 recommendations for VDT-Normal spaces	

Values per 4ft unit

Fixture photometry has been conducted by an NVLAP accredited testing laboratory in accordance with IESNA LM-79:2008

Lumen maintenance of the LEDs has been tested by the manufacturer in accordance with IESNA LM-80:2008

IES files for this and other photometric options can be downloaded online at www.lightingproducts.philips.com

Candela Distribution

Vertical Angle	Horizontal Angle				Zonal Lumens
	0	22.5	45	67.5	
0	746	746	746	746	0
5	745	741	754	763	73
15	728	750	823	891	234
25	683	744	897	1026	407
35	585	660	818	937	496
45	450	498	594	660	448
55	336	353	385	410	343
65	213	217	226	232	224
75	99	99	103	106	110
85	23	23	23	21	27
90	0	0	0	0	0
95	0	0	0	0	0
105	0	0	0	0	0
115	0	0	0	0	0
125	0	0	0	0	0
135	0	0	0	0	0
145	0	0	0	0	0
155	0	0	0	0	0
165	0	0	0	0	0
175	0	0	0	0	0
180	0	0	0	0	0

Coefficients of Utilization (%)

RCR	Ceiling: Wall:	80								70				50			
		70	50	30	10	70	50	30	50	30	10	70	50	30	10		
0		119	119	119	119	116	116	116	111	111	111	111	111	111	111		
1		110	105	101	98	107	103	100	99	96	93	93	93	93	93		
2		100	93	86	81	98	91	85	87	83	78	78	78	78	78		
3		92	82	74	68	90	81	73	78	72	67	67	67	67	67		
4		85	73	65	58	82	72	64	69	63	57	57	57	57	57		
5		78	66	57	51	76	65	56	62	55	50	50	50	50	50		
6		72	59	51	44	70	58	50	57	49	44	44	44	44	44		
7		67	54	45	39	65	53	45	51	44	39	39	39	39	39		
8		62	49	41	35	61	48	41	47	40	35	35	35	35	35		
9		58	45	37	32	57	44	37	43	36	31	31	31	31	31		
10		54	42	34	29	53	41	34	40	33	28	28	28	28	28		

Avg. Luminance (cd/m²)

Vertical Angle	Horizontal Angle		
	0	45	90
55	4941	5661	6161
65	4251	4510	4690
75	3226	3356	3454
85	2226	2226	1839

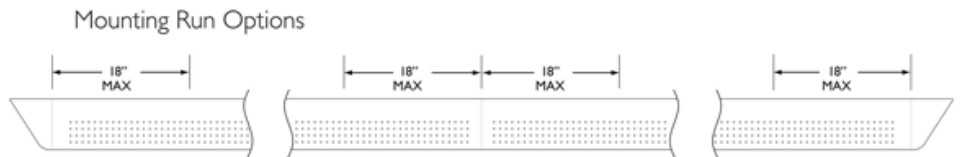
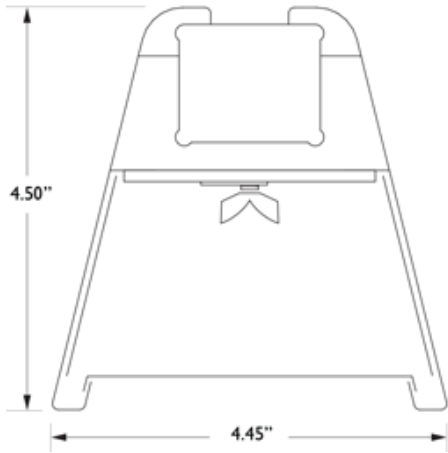
Electrical Specifications

Input Voltage	120V
Input Power	28W
Input Current	0.2A
Power Factor	0.983
Tested values – contact technical support for rated values. Off-state power zero unless certain controls are specified.	

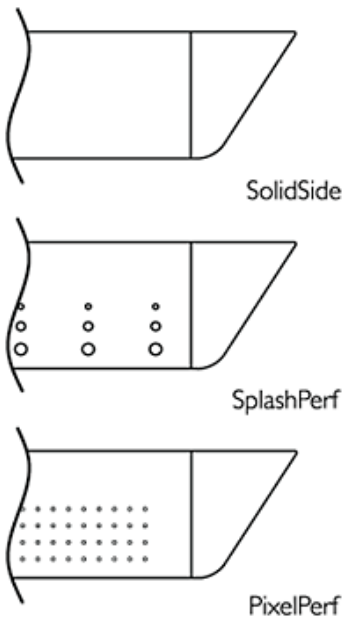
JUMP CANTILEVER LED

DIRECT, RIBBED MESOOPTICS LENS - SOLIDSIDE

Options and Details



Optics & Styles



Housing

20 gauge cold-rolled steel precision formed and welded with optional perforated patterns.

Weight

Maximum 3.5lb/ft.

Optical System

White light emitted from the LED sources passes through a biconvex lens where it is internally reflected and laterally refocused. Light is then redirected by Miro Silver reflectors and exits through the optical lens assembly. The optical lens assembly consists of an acrylic extrusion with a ribbed profile holding a layer of MesoOptics film. MesoOptics homogenizes the light and color to ensure consistency while controlling high angle glare and creating an optical batwing distribution.

Standard Driver

Dimming: 0-10V, 5-100%. Output is Class 2 rated.

Lumen Maintenance

At an ambient temperature of 25°C, the LED lumen maintenance expectation is L_{80} (12k) >60,000 hrs.

Mounting

Variable position mounts are supplied for each joint and end. The mounts can be installed up to 18" from joints and end locations. Tamper-resistant aircraft cable grippers provide infinite vertical adjustment capability. Aircraft cable, crimp and cable gripper are independently tested to meet stringent safety requirements.

Joints

Self-aligning joining system with hands-free pre-joining wire access.

Endcaps

Endcaps are diecast aluminum, available in luminous sculpted (standard) or flat (optional).

Electrical

Factory pre-wired to section ends with quick-wire connectors.

Approvals

Certified to UL, CSA and IES standards.

Finish

High quality powder coated, available in matte white, black or titanium silver. Other factory and custom colors available on request.

Environment

Rated for dry or damp locations in operating ambient temperatures 0-40°C (32-104°F). Certain luminaire components may be adversely affected by contaminants. Damage caused by sulfur, chlorine, petroleum based solutions or other contaminants are not covered under warranty.

Due to continuing product improvements, Philips Ledalite reserves the right to change the specifications without notice.



©2014 Koninklijke Philips N.V. All rights reserved.
Specifications are subject to change without notice.
www.philips.com/luminaires

1231LBGQE.pdf 02.15 page 3 of 3

Philips Lighting
North America Corporation
200 Franklin Square Drive
Somerset, NJ 08873
Phone: 855-486-2216

Philips Lighting Company
281 Hillmount Road
Markham ON, Canada L6C 2S3
Phone: 800-668-9008