

Achieva®

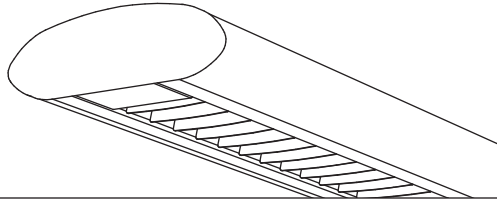


Project Name

Spec Type

Notes

Suspended
Direct/Indirect
3 T8





Order Guide

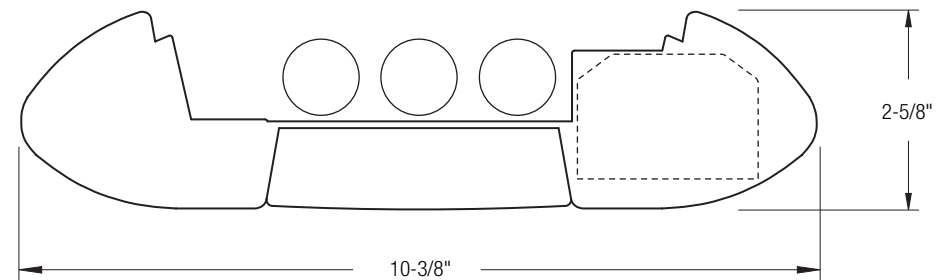
Some combinations of product options may not be available. Consult factory for assistance with your specification.

8816	T03			-		-		-		
Product Series & Type Achieva Direct/Indirect	Lamping 3 T8	Lower Optics W White Louver (34*) P Semi-Specular Louver (15*) S Specular Louver (15*) M Semi-Specular VDT Louver (30*) R Specular VDT Louver (30*)	Upper Optics N None D 60% Down Kit G 80% Down Kit J 100% Down Kit U 80% Up Kit Y 2 Down / 1 Up Z 1 Down / 2 Up	Run Length <i>Enter the total run length in feet (4ft increments)</i>	Wiring 1 1 cct 2 2 cct 3 1 cct w/ Emergency cct 4 2 cct w/ Emergency cct 5 1 cct w/ Battery Pack 6 2 cct w/ Battery Pack 7 1 cct Dimming	Voltage 1 120V 2 277V 3 347V	Ballast E Standard Ballast Consult website for ballast manufacturer information	Color & Finish W Standard White C Factory Color X Custom Color Consult website for color and finish options	Mounting Hardware <input type="text"/> <input type="text"/>	
		* Number of louver cells per 4ft section See details on reverse	See details on reverse	See details on reverse	Consult website for complete list of standard wiring options	Consult separate mounting spec sheet for mount type options	Suspension Length <i>Enter distance from ceiling to top of fixture in inches</i>			

Upgrades & Accessories

Please indicate with check mark.

<input type="checkbox"/> Lamps Included	<input type="checkbox"/> Lamps Included and Installed
<input type="checkbox"/> Lamp Guard Not available with upper optics option U 	<input type="checkbox"/> Dust Cover 
<input type="checkbox"/> Response Daylight (Integrated Controls) For details visit www.ledalite.com/response	



Suspended
Direct/Indirect
3 T8



Photometry Optics PJ Semi-Specular Louver w/ 100% Down Kit

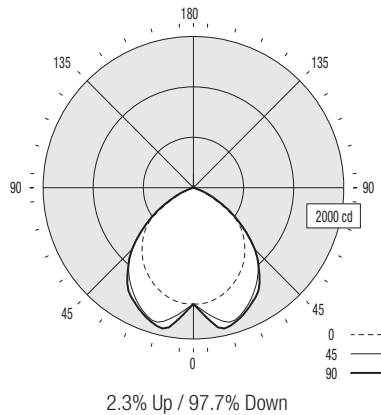
Report Summary

Report # 9900211 **Peak Candela Value*** N/A
Filename 8816T03PJ.ies **Peak to Zenith Ratio*** N/A : 1
Efficiency 46.6% * Between 90-180° vertical angle

Meets RP-1-04 recommendations for VDT-Normal spaces

Candela Distribution

Vertical Angle	Horizontal Angle					Zonal Lumens
	0	22.5	45	67.5	90	
0	1539	1539	1539	1539	1539	
5	1536	1578	1643	1680	1696	161
15	1467	1652	1841	1888	1890	495
25	1342	1651	1712	1739	1747	764
35	1173	1480	1481	1526	1535	908
45	948	1181	1162	1136	1156	867
55	640	773	690	661	675	615
65	188	237	246	244	251	242
75	17	17	14	8	6	24
85	1	1	1	1	1	2
90	0	0	0	0	0	0
95	2	2	2	2	3	4
105	4	3	3	3	3	4
115	5	6	4	4	5	4
125	5	8	7	6	7	7
135	5	11	11	11	11	8
145	5	11	14	15	15	8
155	6	8	17	20	20	7
165	6	7	8	16	17	3
175	6	6	6	6	6	0
180	5	5	5	5	5	



Coefficients of Utilization (%)

Ceiling: Wall:	80				70				50				0
	70	50	30	10	70	50	30	10	50	30	10	0	
0 RCR	55	55	55	55	54	54	54	51	51	51	46		
1	51	50	48	47	50	49	47	47	45	44	41		
2	48	44	42	40	46	44	41	42	40	38	35		
3	44	40	36	34	43	39	36	38	35	33	31		
4	40	36	32	29	39	35	32	34	31	29	27		
5	37	32	28	26	36	31	28	30	27	25	24		
6	35	29	25	22	34	28	25	28	24	22	21		
7	32	26	23	20	31	26	22	25	22	20	18		
8	30	24	20	18	29	24	20	23	20	18	17		
9	28	22	18	16	27	22	18	21	18	16	15		
10	26	20	17	15	26	20	17	20	17	14	13		

Based on a floor reflectance of 0.2

Avg. Luminance (cd/m²)

Vertical Angle	Horizontal Angle		
	0	45	90
55	9096	9806	9593
65	3626	4745	4841
75	535	441	189
85	94	94	94

IES files for this and other photometric options can be downloaded online at www.ledalite.com

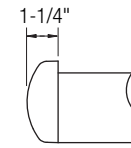
Additional Information

Modules

Module length excludes endcaps. Nominal mount spacing for individually mounted modules with fixed position mounts.

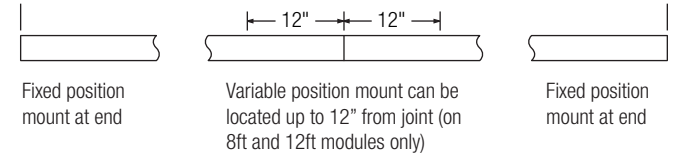
Module	Mount Spacing
4ft	4' 0"
8ft	8' 0"
12ft	12' 0"

Endcap



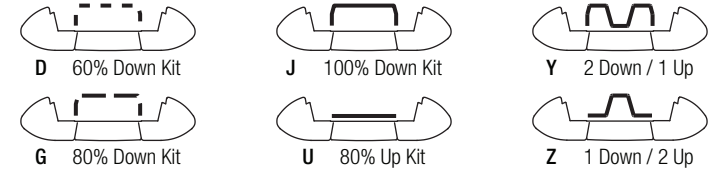
Mounting in Runs

Fixed position mounts supplied standard at ends. Variable position mounts supplied standard at joints. Variable position mounts cannot be located on 4ft modules. Optional variable position mounts at ends available upon request (8ft and 12ft modules only).



Upper Optics

Downlight kits and lamp separators are not recommended with white louvers (lower optics option W), due to potential for excessive louver brightness or shadowing.



Specifications

Due to continuing product improvements, Ledalite reserves the right to change specifications without notice.

Housing

6063 T5 extruded aluminum.

Weight

2.7 lb/ft.

Optical System

Constructed of 96% reflective white steel to produce a direct/indirect distribution. Louvers are available in white blades and aluminum specular or semi-specular blades. White louver blades are spaced 1.3" apart and are 1.1" deep (34 cells per 4ft section). Standard specular and semi-specular louver blades are spaced 3" apart and are 1" deep (15 cells per 4ft section). Specular VDT and semi-specular VDT louver blades are spaced 1.5" apart and are 1" deep (30 cells per 4ft section). Optional field-installable Variable Optics kits provide additional up or downlight as required.

Endcaps

Aluminum die-cast endcaps, baked powder coat finish for color.

Joints

Self-aligning joining system.

Mounting

Fixed position mounts supplied standard at ends. Variable position mounts supplied standard at joints. Variable position mounts can be located on 8ft or 12ft modules within 12" of joint or end. Aircraft cable gripper is tamper-resistant and provides infinite vertical adjustment capability. Aircraft cable, crimp and cable gripper independently tested to meet stringent safety requirements.

Electrical

Factory pre-wired to section ends with quick-wire connectors.

Ballast

Electronic.

Approvals

Certified to UL and CSA standards.

Finish

High-quality powder coat. Available in Ledalite Standard White (textured matte finish), and a selection of other factory and customer-specified colors. Consult factory for details.