

# Achieva®



Project Name

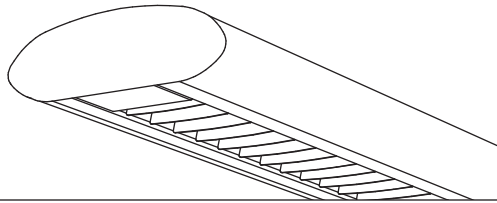
Spec Type

Notes

Suspended

Direct/Indirect

3 T5HO



## Order Guide

Some combinations of product options may not be available. Consult factory for assistance with your specification.

<b>8816</b>	<b>H03</b>			-		-		-	
<b>Product Series &amp; Type</b> Achieva Direct/Indirect	<b>Lamping</b> 3 T5HO	<b>Lower Optics</b> <b>W</b> White Louver (34*) <b>P</b> Semi-Specular Louver (15*) <b>S</b> Specular Louver (15*) <b>M</b> Semi-Specular VDT Louver (30*) <b>R</b> Specular VDT Louver (30*)	<b>Upper Optics</b> <b>N</b> None <b>D</b> 60% Down Kit <b>G</b> 80% Down Kit <b>J</b> 100% Down Kit <b>U</b> 80% Up Kit <b>Y</b> 2 Down / 1 Up <b>Z</b> 1 Down / 2 Up	<b>Run Length</b> <i>Enter the total run length in feet (4ft increments)</i>	<b>Wiring</b> <b>1</b> 1 cct <b>2</b> 2 cct <b>3</b> 1 cct w/ Emergency cct <b>4</b> 2 cct w/ Emergency cct <b>5</b> 1 cct w/ Battery Pack <b>6</b> 2 cct w/ Battery Pack <b>7</b> 1 cct Dimming	<b>Voltage</b> <b>1</b> 120V <b>2</b> 277V <b>3</b> 347V	<b>Ballast</b> <b>E</b> Standard Ballast  Consult website for ballast manufacturer information	<b>Color &amp; Finish</b> <b>W</b> Standard White <b>C</b> Factory Color <b>X</b> Custom Color  Consult website for color and finish options	
		* Number of louver cells per 4ft section See details on reverse		See details on reverse	See details on reverse	Consult website for complete list of standard wiring options	<b>Mounting Hardware</b> <input type="text"/> <input type="text"/> <b>Mount Type</b> <input type="text"/> <b>Suspension Length</b> <input type="text"/> Consult separate mounting spec sheet for mount type options <i>Enter distance from ceiling to top of fixture in inches</i>		

## Upgrades & Accessories

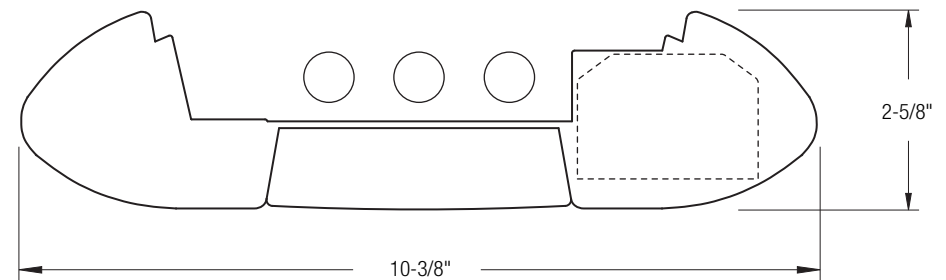
Please indicate with check mark.

Lamps Included  Lamps Included and Installed

Lamp Guard  
Not available with upper optics option U



Response Daylight (Integrated Controls)  
For details visit [www.ledalite.com/response](http://www.ledalite.com/response)



# Achieva®

Suspended  
Direct/Indirect  
3 T5HO



## Photometry Optics SD Specular Louver w/ 60% Down Kit

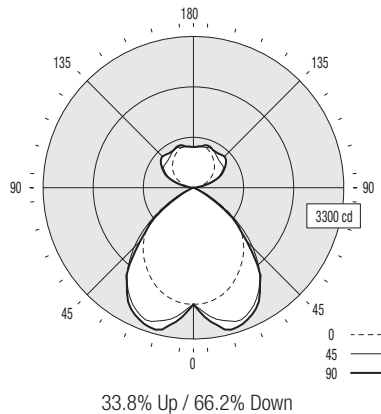
### Report Summary

Report # 9900069 Peak Candela Value\* 971 @ 160°  
 Filename 8816H03SD.ies Peak to Zenith Ratio\* 1.1 : 1  
 Efficiency 71.9% \* Between 90-180° vertical angle

Meets RP-1-04 recommendations for VDT-Normal spaces

### Candela Distribution

Vertical Angle	Horizontal Angle					Zonal Lumens
	0	22.5	45	67.5	90	
0	2543	2543	2543	2543	2543	268
5	2535	2618	2733	2806	2830	831
15	2421	2753	3010	3201	3207	1302
25	2188	2698	2956	3040	3051	1521
35	1890	2463	2539	2544	2547	1369
45	1526	1954	1844	1717	1659	864
55	970	1204	937	901	822	230
65	211	275	249	160	120	12
75	10	8	3	1	1	0
85	2	0	0	0	0	0
90	0	0	0	0	0	98
95	52	94	80	93	56	361
105	189	328	392	380	346	574
115	360	489	640	682	678	660
125	519	611	801	863	861	636
135	653	731	813	942	962	541
145	761	816	868	921	921	422
155	857	859	938	957	946	264
165	922	912	913	951	959	89
175	909	905	901	899	897	89
180	890	890	890	890	890	



### Coefficients of Utilization (%)

Ceiling: Wall:	80				70				50				0				
	70	50	30	10	70	50	30	10	50	30	10	0	70	50	30	10	0
0 RCR	79	79	79	79	74	74	74	65	65	65	45	55	55	55	55	55	41
1	73	71	68	66	69	67	65	59	57	57	41	65	63	60	58	48	36
2	68	63	59	56	64	60	56	53	50	48	36	62	56	52	48	42	31
3	62	56	52	48	59	53	49	48	44	42	31	58	50	45	41	36	28
4	58	50	45	41	54	48	43	43	39	36	28	53	45	40	36	32	24
5	53	45	40	36	50	43	38	39	35	32	24	49	41	35	31	28	22
6	49	41	35	31	46	39	34	35	31	28	22	45	37	32	28	25	19
7	45	37	32	28	43	35	30	32	28	25	19	42	34	28	25	22	17
8	42	34	28	25	40	32	27	29	25	22	17	39	31	26	22	20	16
9	39	31	26	22	37	29	25	27	23	20	16	37	28	23	20	18	14
10	37	28	23	20	35	27	22	25	21	18	14						

Based on a floor reflectance of 0.2

### Avg. Luminance (cd/m²)

Vertical Angle	Horizontal Angle		
	0	45	90
55	8124	7847	6884
65	2398	2830	1364
75	186	56	19
85	110	0	0

IES files for this and other photometric options can be downloaded online at [www.ledalite.com](http://www.ledalite.com)

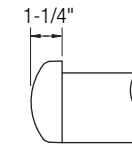
## Additional Information

### Modules

Module length excludes endcaps.  
Nominal mount spacing for individually mounted modules with fixed position mounts.

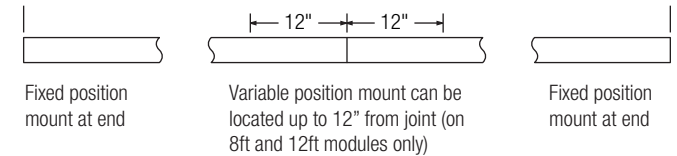
Module	Mount Spacing
4ft	4' 0"
8ft	8' 0"
12ft	12' 0"

### Endcap



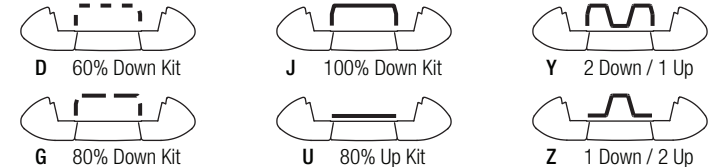
### Mounting in Runs

Fixed position mounts supplied standard at ends.  
Variable position mounts supplied standard at joints.  
Variable position mounts cannot be located on 4ft modules. Optional variable position mounts at ends available upon request (8ft and 12ft modules only).



### Upper Optics

Downlight kits and lamp separators are not recommended with white louvers (lower optics option W), due to potential for excessive louver brightness or shadowing.



## Specifications

Due to continuing product improvements, Ledalite reserves the right to change specifications without notice.

### Housing

6063 T5 extruded aluminum.

### Weight

2.7 lb/ft.

### Optical System

Constructed of 96% reflective white steel to produce a direct/indirect distribution. Louvers are available in white blades and aluminum specular or semi-specular blades. White louver blades are spaced 1.3" apart and are 1.1" deep (34 cells per 4ft section). Standard specular and semi-specular louver blades are spaced 3" apart and are 1" deep (15 cells per 4ft section). Specular VDT and semi-specular VDT louver blades are spaced 1.5" apart and are 1" deep (30 cells per 4ft section). Optional field-installable Variable Optics kits provide additional up or downlight as required.

### Endcaps

Aluminum die-cast endcaps, baked powder coat finish for color.

### Joints

Self-aligning joining system.

### Mounting

Fixed position mounts supplied standard at ends. Variable position mounts supplied standard at joints. Variable position mounts can be located on 8ft or 12ft modules within 12" of joint or end. Aircraft cable gripper is tamper-resistant and provides infinite vertical adjustment capability. Aircraft cable, crimp and cable gripper independently tested to meet stringent safety requirements.

### Electrical

Factory pre-wired to section ends with quick-wire connectors.

### Ballast

Electronic.

### Approvals

Certified to UL and CSA standards.

### Finish

High-quality powder coat. Available in Ledalite Standard White (textured matte finish), and a selection of other factory and customer-specified colors. Consult factory for details.