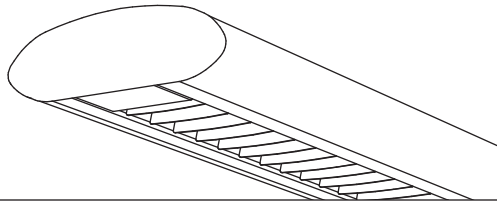


Achieva®



Suspended
Direct/Indirect
2 T5HO



Project Name

Spec Type

Notes


Order Guide

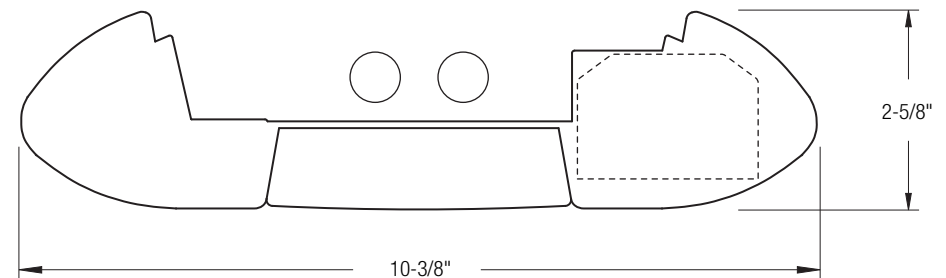
Some combinations of product options may not be available. Consult factory for assistance with your specification.

8816	H02			-		-		-				
Product Series & Type Achieva Direct/Indirect	Lamping 2 T5HO	Lower Optics W White Louver (34*) P Semi-Specular Louver (15*) S Specular Louver (15*) M Semi-Specular VDT Louver (30*) R Specular VDT Louver (30*)	Upper Optics N None D 60% Down Kit G 80% Down Kit J 100% Down Kit U 80% Up Kit	Run Length <i>Enter the total run length in feet (4ft increments)</i>	Wiring 1 1 cct 2 2 cct 3 1 cct w/ Emergency cct 4 2 cct w/ Emergency cct 5 1 cct w/ Battery Pack 6 2 cct w/ Battery Pack 7 1 cct Dimming	Voltage 1 120V 2 277V 3 347V	Ballast E Standard Ballast Consult website for ballast manufacturer information	Color & Finish W Standard White C Factory Color X Custom Color Consult website for color and finish options				
		* Number of louver cells per 4ft section See details on reverse		See details on reverse	See details on reverse	<h3>Mounting Hardware</h3> <table border="1"> <tr> <td><input type="text"/></td> <td><input type="text"/></td> </tr> <tr> <td>Mount Type Consult separate mounting spec sheet for mount type options</td> <td>Suspension Length <i>Enter distance from ceiling to top of fixture in inches</i></td> </tr> </table>			<input type="text"/>	<input type="text"/>	Mount Type Consult separate mounting spec sheet for mount type options	Suspension Length <i>Enter distance from ceiling to top of fixture in inches</i>
<input type="text"/>	<input type="text"/>											
Mount Type Consult separate mounting spec sheet for mount type options	Suspension Length <i>Enter distance from ceiling to top of fixture in inches</i>											

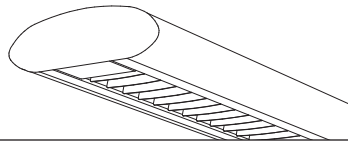
Upgrades & Accessories

Please indicate with check mark.

<input type="checkbox"/> Lamps Included	<input checked="" type="checkbox"/> Lamps Included and Installed
<input type="checkbox"/> Lamp Guard Not available with upper optics option U	
<input type="checkbox"/> Response Daylight (Integrated Controls) For details visit www.ledalite.com/response	



Suspended
Direct/Indirect
2 T5HO



Photometry Optics PJ Semi-Specular Louver w/ 100% Down Kit

Report Summary

Report # 9900253
Filename 8816H02PJ.ies
Efficiency 52.3%

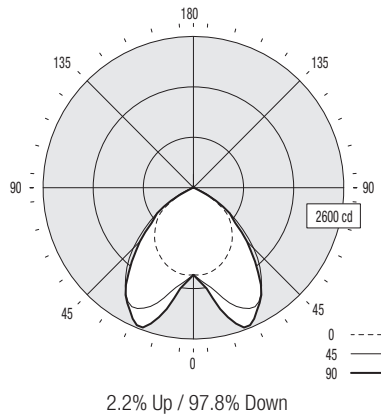
Peak Candela Value* N/A
Peak to Zenith Ratio* N/A : 1

* Between 90-180° vertical angle

Meets RP-1-04 recommendations for VDT-Normal spaces

Candela Distribution

Vertical Angle	Horizontal Angle					Zonal Lumens
	0	22.5	45	67.5	90	
0	1498	1498	1498	1498	1498	
5	1504	1552	1610	1639	1653	158
15	1451	1644	1959	2221	2304	550
25	1327	1729	2291	2495	2486	965
35	1157	1771	2055	2073	2034	1160
45	923	1523	1474	1362	1311	1048
55	620	955	776	732	768	693
65	174	269	242	179	97	222
75	18	20	12	8	6	20
85	2	2	1	1	1	2
90	0	0	0	0	0	
95	2	2	2	2	3	4
105	5	4	4	3	4	4
115	5	6	6	6	6	6
125	6	8	8	9	9	8
135	6	12	10	12	12	8
145	7	13	15	15	16	8
155	8	10	19	22	22	8
165	8	9	9	18	20	4
175	8	8	8	8	8	0
180	8	8	8	8	8	



Coefficients of Utilization (%)

Ceiling: Walk:	80				70				50				0			
	70	50	30	10	70	50	30	10	50	30	10	0	70	50	30	10
0 RCR	62	62	62	62	60	60	60	58	58	58	52					
1	58	56	54	53	57	55	53	53	51	50	46					
2	54	50	47	45	52	49	47	47	45	43	40					
3	49	45	41	38	48	44	41	42	40	37	35					
4	46	40	36	33	45	40	36	38	35	33	31					
5	42	36	32	29	41	36	32	35	31	28	27					
6	39	33	29	25	38	32	28	31	28	25	24					
7	36	30	26	23	35	29	25	28	25	22	21					
8	34	27	23	20	33	27	23	26	22	20	19					
9	31	25	21	18	31	25	21	24	20	18	17					
10	29	23	19	16	29	23	19	22	19	16	15					

Based on a floor reflectance of 0.2

Avg. Luminance (cd/m²)

Vertical Angle	Horizontal Angle		
	0	45	90
55	8811	11028	10915
65	3356	4668	1871
75	567	378	189
85	187	94	94

IES files for this and other photometric options can be downloaded online at www.ledalite.com

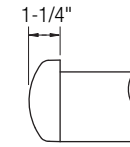
Additional Information

Modules

Module length excludes endcaps.
Nominal mount spacing for individually mounted modules with fixed position mounts.

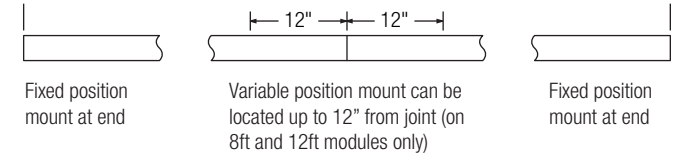
Module	Mount Spacing
4ft	4' 0"
8ft	8' 0"
12ft	12' 0"

Endcap



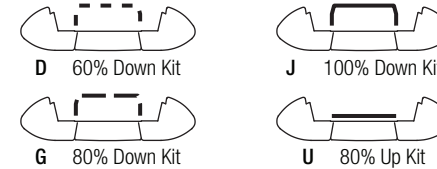
Mounting in Runs

Fixed position mounts supplied standard at ends.
Variable position mounts supplied standard at joints.
Variable position mounts cannot be located on 4ft modules. Optional variable position mounts at ends available upon request (8ft and 12ft modules only).



Upper Optics

Downlight kits and lamp separators are not recommended with white louvers (lower optics option W), due to potential for excessive louver brightness or shadowing.



Specifications

Due to continuing product improvements, Ledalite reserves the right to change specifications without notice.

Housing

6063 T5 extruded aluminum.

Weight

2.7 lb/ft.

Optical System

Constructed of 96% reflective white steel to produce a direct/indirect distribution. Louvers are available in white blades and aluminum specular or semi-specular blades. White louver blades are spaced 1.3" apart and are 1.1" deep (34 cells per 4ft section). Standard specular and semi-specular louver blades are spaced 3" apart and are 1" deep (15 cells per 4ft section). Specular VDT and semi-specular VDT louver blades are spaced 1.5" apart and are 1" deep (30 cells per 4ft section). Optional field-installable Variable Optics kits provide additional up or downlight as required.

Endcaps

Aluminum die-cast endcaps, baked powder coat finish for color.

Joints

Self-aligning joining system.

Mounting

Fixed position mounts supplied standard at ends. Variable position mounts supplied standard at joints. Variable position mounts can be located on 8ft or 12ft modules within 12" of joint or end. Aircraft cable gripper is tamper-resistant and provides infinite vertical adjustment capability. Aircraft cable, crimp and cable gripper independently tested to meet stringent safety requirements.

Electrical

Factory pre-wired to section ends with quick-wire connectors.

Ballast

Electronic.

Approvals

Certified to UL and CSA standards.

Finish

High-quality powder coat. Available in Ledalite Standard White (textured matte finish), and a selection of other factory and customer-specified colors. Consult factory for details.