

Achieva®

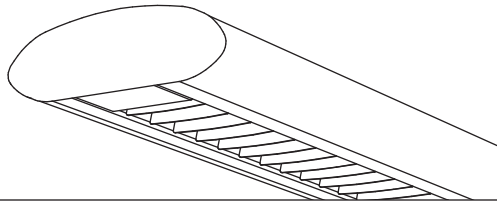


Project Name

Spec Type

Notes

Suspended
Direct/Indirect
1 T5HO



Order Guide

Some combinations of product options may not be available. Consult factory for assistance with your specification.

8816	H01			-		-		-		
Product Series & Type Achieva Direct/Indirect	Lamping 1 T5HO	Lower Optics W White Louver (34*) P Semi-Specular Louver (15*) S Specular Louver (15*) M Semi-Specular VDT Louver (30*) R Specular VDT Louver (30*)	Upper Optics N None D 60% Down Kit G 80% Down Kit J 100% Down Kit U 80% Up Kit	Run Length <i>Enter the total run length in feet (4ft increments)</i>	Wiring 1 1 cct 3 1 cct w/ Emergency cct 5 1 cct w/ Battery Pack 7 1 cct Dimming	Voltage 1 120V 2 277V 3 347V	Ballast E Standard Ballast Consult website for ballast manufacturer information	Color & Finish W Standard White C Factory Color X Custom Color Consult website for color and finish options	Mounting Hardware <input type="text"/> <input type="text"/> Mount Type <input type="text"/> Suspension Length <input type="text"/> <i>Enter distance from ceiling to top of fixture in inches</i> Consult separate mounting spec sheet for mount type options	
		* Number of louver cells per 4ft section See details on reverse	See details on reverse	See details on reverse	Consult website for complete list of standard wiring options					

Upgrades & Accessories

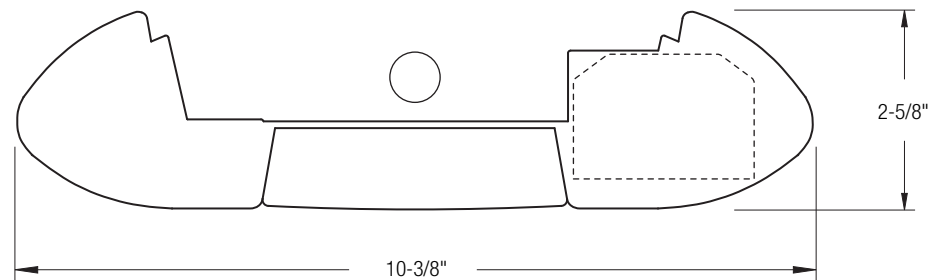
Please indicate with check mark.

Lamps Included Lamps Included and Installed

Lamp Guard
Not available with upper optics option U



Response Daylight (Integrated Controls)
For details visit www.ledalite.com/response



Achieva®

Suspended
Direct/Indirect
1 T5HO



Photometry Optics MN Semi-Specular VDT Louver

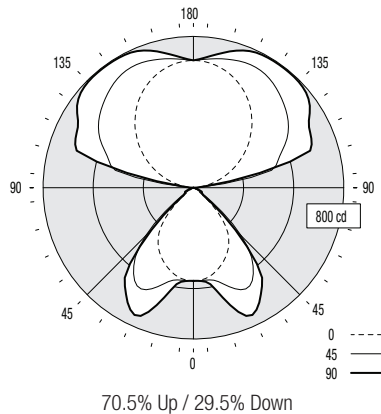
Report Summary

Report # 9900264 **Peak Candela Value*** 795 @ 143°
Filename 8816H01MN.ies **Peak to Zenith Ratio*** 1.2 : 1
Efficiency 88.4% * Between 90-180° vertical angle

Meets RP-1-04 recommendations for VDT-Intensive spaces

Candela Distribution

Vertical Angle	Horizontal Angle					Zonal Lumens
	0	22.5	45	67.5	90	
0	493	493	493	493	493	
5	489	490	493	495	496	49
15	458	471	514	575	601	151
25	405	453	595	715	743	267
35	327	412	555	617	636	319
45	183	264	360	337	315	230
55	31	56	81	51	60	62
65	6	8	10	34	48	19
75	2	2	1	2	2	2
85	1	0	0	0	0	0
90	0	0	0	0	0	0
95	24	99	46	36	35	81
105	121	271	455	543	532	398
115	229	366	537	637	686	496
125	337	457	615	722	756	521
135	438	539	664	761	792	499
145	525	600	704	773	794	430
155	594	641	718	773	789	326
165	644	666	703	736	746	199
175	670	674	682	688	690	67
180	673	673	673	673	673	



Coefficients of Utilization (%)

Ceiling: Wall:	80				70				50				0
	70	50	30	10	70	50	30	10	50	30	10	0	
0 RCR	89	89	89	89	80	80	80	62	62	62	23		
1	82	79	76	73	73	71	68	55	54	52	21		
2	75	70	65	61	67	63	59	49	46	44	19		
3	69	62	56	51	62	56	51	44	41	38	17		
4	64	55	49	44	57	50	44	39	36	33	15		
5	58	49	43	38	52	44	39	35	31	29	13		
6	54	44	38	33	48	40	34	32	28	25	12		
7	50	40	33	29	45	36	30	29	25	22	11		
8	46	36	30	25	41	33	27	26	22	20	10		
9	43	33	27	23	38	30	24	24	20	17	9		
10	40	30	24	20	36	27	22	22	18	16	8		

Based on a floor reflectance of 0.2

Avg. Luminance (cd/m²)

Vertical Angle	Horizontal Angle		
	0	45	90
55	441	1151	853
65	116	193	926
75	63	31	63
85	94	0	0

IES files for this and other photometric options can be downloaded online at www.ledalite.com

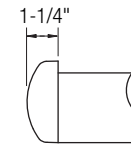
Additional Information

Modules

Module length excludes endcaps.
Nominal mount spacing for individually mounted modules with fixed position mounts.

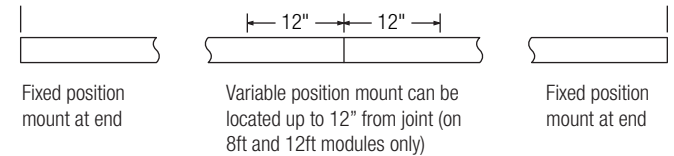
Module	Mount Spacing
4ft	4' 0"
8ft	8' 0"
12ft	12' 0"

Endcap



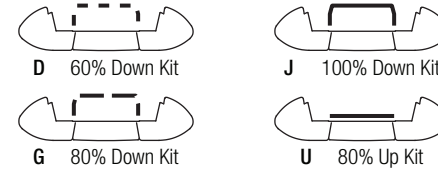
Mounting in Runs

Fixed position mounts supplied standard at ends.
Variable position mounts supplied standard at joints.
Variable position mounts cannot be located on 4ft modules. Optional variable position mounts at ends available upon request (8ft and 12ft modules only).



Upper Optics

Downlight kits and lamp separators are not recommended with white louvers (lower optics option W), due to potential for excessive louver brightness or shadowing.



Specifications

Due to continuing product improvements, Ledalite reserves the right to change specifications without notice.

Housing

6063 T5 extruded aluminum.

Weight

2.7 lb/ft.

Optical System

Constructed of 96% reflective white steel to produce a direct/indirect distribution. Louvers are available in white blades and aluminum specular or semi-specular blades. White louver blades are spaced 1.3" apart and are 1.1" deep (34 cells per 4ft section). Standard specular and semi-specular louver blades are spaced 3" apart and are 1" deep (15 cells per 4ft section). Specular VDT and semi-specular VDT louver blades are spaced 1.5" apart and are 1" deep (30 cells per 4ft section). Optional field-installable Variable Optics kits provide additional up or downlight as required.

Endcaps

Aluminum die-cast endcaps, baked powder coat finish for color.

Joints

Self-aligning joining system.

Mounting

Fixed position mounts supplied standard at ends. Variable position mounts supplied standard at joints. Variable position mounts can be located on 8ft or 12ft modules within 12" of joint or end. Aircraft cable gripper is tamper-resistant and provides infinite vertical adjustment capability. Aircraft cable, crimp and cable gripper independently tested to meet stringent safety requirements.

Electrical

Factory pre-wired to section ends with quick-wire connectors.

Ballast

Electronic.

Approvals

Certified to UL and CSA standards.

Finish

High-quality powder coat. Available in Ledalite Standard White (textured matte finish), and a selection of other factory and customer-specified colors. Consult factory for details.