

LEDALITE - TRUGROOVE SUSPENDED

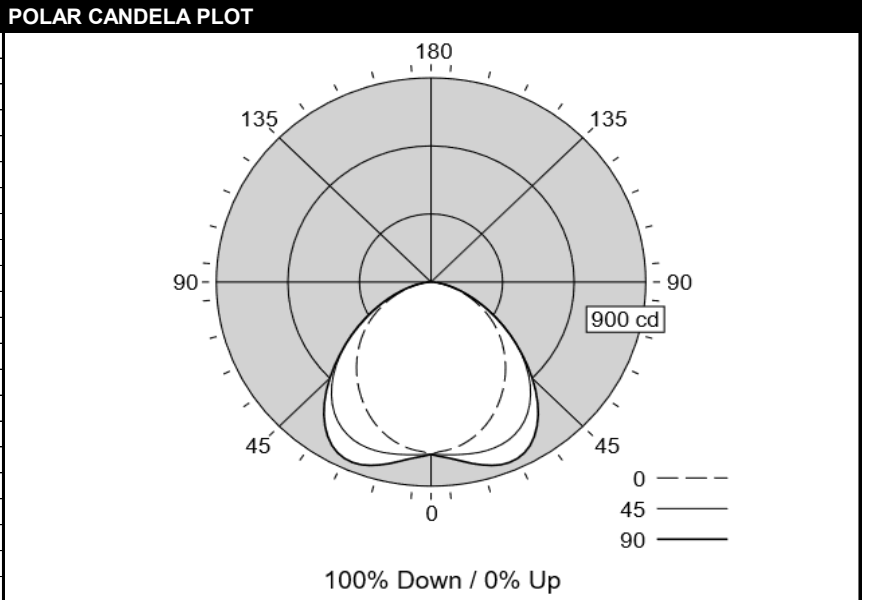


by ignify

TEST DATE: 04 May 2021 **CATALOG NO:** 29x1L94022QN

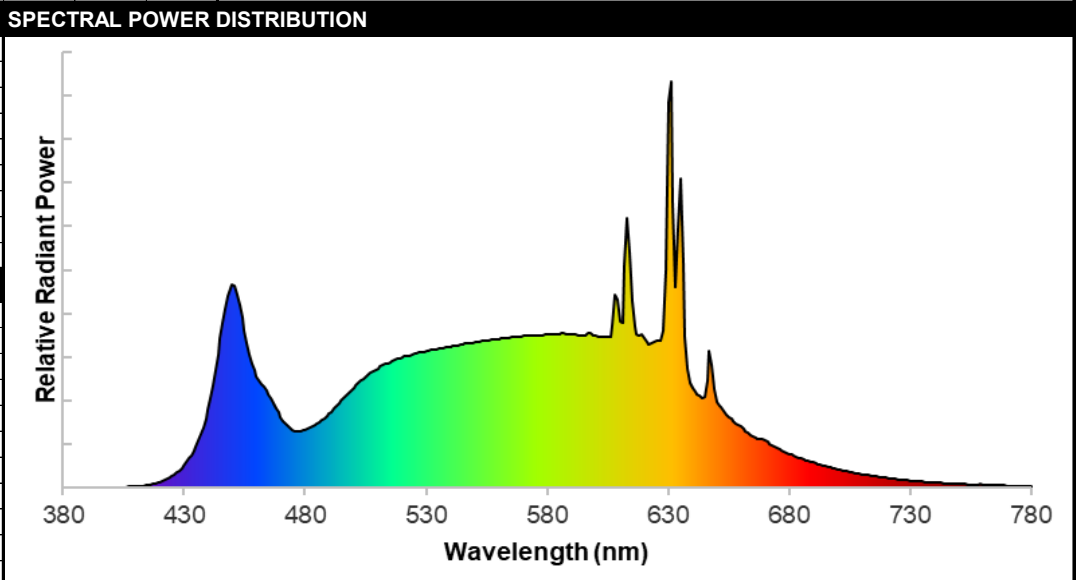
| | | | |
|--------------------------------|--------------|--------------------------------------|------------------------|
| Lamp Type: | LED | Description: | DIRECT MESO 2200LM 940 |
| No. of Lamps: | 88 | | |
| Rated Lamp Lumens: | -1 | Flux (lm), Efficiency (%): | 2186 lm 100% |
| Input Watts: | 277 VAC 22.2 | Up/Dn Ratio, Efficacy (lm/W): | 100% Down / 0% Up 98.5 |
| CIE-IES Classification: | Direct | Report: | LNG01211 |

| CANDELA DISTRIBUTION | | | | | | |
|----------------------|------|------|-----|------|-----|--------|
| | Flux | | | | | |
| | 0 | 22.5 | 45 | 67.5 | 90 | Lumens |
| 0 | 760 | 760 | 760 | 760 | 760 | |
| 5 | 745 | 756 | 765 | 773 | 778 | 73 |
| 15 | 705 | 733 | 778 | 818 | 835 | 219 |
| 25 | 631 | 681 | 769 | 836 | 858 | 349 |
| 35 | 537 | 598 | 706 | 763 | 775 | 425 |
| 45 | 433 | 487 | 578 | 603 | 600 | 421 |
| 55 | 323 | 355 | 408 | 411 | 404 | 343 |
| 65 | 203 | 215 | 237 | 236 | 232 | 225 |
| 75 | 92 | 96 | 103 | 104 | 103 | 108 |
| 85 | 17 | 17 | 19 | 20 | 20 | 23 |
| 90 | 0 | 0 | 0 | 0 | 0 | |
| 95 | 0 | 0 | 0 | 0 | 0 | 0 |
| 105 | 0 | 0 | 0 | 0 | 0 | 0 |
| 115 | 0 | 0 | 0 | 0 | 0 | 0 |
| 125 | 0 | 0 | 0 | 0 | 0 | 0 |
| 135 | 0 | 0 | 0 | 0 | 0 | 0 |
| 145 | 0 | 0 | 0 | 0 | 0 | 0 |
| 155 | 0 | 0 | 0 | 0 | 0 | 0 |
| 165 | 0 | 0 | 0 | 0 | 0 | 0 |
| 175 | 0 | 0 | 0 | 0 | 0 | 0 |
| 180 | 0 | 0 | 0 | 0 | 0 | 0 |



| CHARACTERISTICS | | | | | COEFFICIENTS OF UTILIZATION (%) | | | | | | | | | | | |
|---|---|--------|-------|--------|--------------------------------------|-----|-----|-----|-----|-----|-----|-----|-----|-----|-----|----|
| RP1 | Meets RP-1-12 recommendations for VDT-Normal spaces | | | | Pc--- | 80 | | | | | | | | | | |
| Direct: Peak Candela & Angle (0°) | 760.0 | 0.0 | Pw--- | 70 | 50 | 30 | 10 | 70 | 50 | 30 | 50 | 30 | 10 | 0 | | |
| Direct: Peak Candela & Angle (90°) | 860.9 | 22.5 | RCR | 70 | 50 | 30 | 10 | 70 | 50 | 30 | 50 | 30 | 10 | 0 | | |
| Spacing Criteria (0°, 90°, 180°) | 1.16 | 1.51 | N/A | 0 | 119 | 119 | 119 | 119 | 116 | 116 | 116 | 111 | 111 | 111 | 100 | |
| Beam (H, V), Field (H, V) | 107.3 | 94.2 | 154.1 | 149.8 | 1 | 110 | 105 | 101 | 98 | 107 | 103 | 99 | 99 | 96 | 93 | 85 |
| Indirect: Peak Candela & Angle(°) | N/A | N/A | 2 | 100 | 92 | 86 | 81 | 98 | 91 | 85 | 87 | 82 | 78 | 72 | | |
| Indirect: Zenith Candela, Peak to Zenith | N/A | N/A | 3 | 92 | 82 | 74 | 68 | 89 | 80 | 73 | 77 | 71 | 66 | 61 | | |
| Luminous Width, Length, Height (ft) | 0.25 | 4.00 | 0.00 | 4 | 84 | 73 | 64 | 58 | 82 | 71 | 63 | 69 | 62 | 56 | 53 | |
| DLC, UGR (4H x 8H, 1.0H), MDER | N/A | 22.0 | 0.649 | 5 | 77 | 65 | 56 | 50 | 75 | 64 | 56 | 62 | 55 | 49 | 46 | |
| x, y, CCT, D _{uv} | 0.3824 | 0.3798 | 3969 | 0.0008 | 6 | 72 | 59 | 50 | 44 | 70 | 58 | 49 | 56 | 48 | 43 | 40 |
| CRI (R _a), R _g , G _a , C _g | 93 | 64 | 99 | 93 | 7 | 66 | 53 | 45 | 39 | 65 | 52 | 44 | 51 | 43 | 38 | 36 |
| TM-30-18 R _f , R _{h1} , R _g , R _{mh1} | 91 | 91 | 100 | -5% | 8 | 62 | 48 | 40 | 34 | 60 | 48 | 40 | 46 | 39 | 34 | 32 |
| 120V: P(W), I(A), THD(%), PF | 21.9 | 0.184 | 12.1 | 0.990 | 9 | 58 | 44 | 36 | 31 | 56 | 44 | 36 | 43 | 36 | 31 | 29 |
| 277V: P(W), I(A), THD(%), PF | 22.2 | 0.086 | 16.7 | 0.933 | 10 | 54 | 41 | 33 | 28 | 53 | 41 | 33 | 40 | 33 | 28 | 26 |
| 347V: P(W), I(A), THD(%), PF | 21.4 | 0.065 | 10.0 | 0.949 | *Based on a floor reflectance of 0.2 | | | | | | | | | | | |

| ZONAL LUMENS (lm) | | | |
|-------------------|--------|----------|--------|
| Zone | Lumens | %Fixture | %Lamp |
| 0-30 | 641 | 29.3% | 29.3% |
| 0-40 | 1066 | 48.8% | 48.8% |
| 0-60 | 1829 | 83.7% | 83.7% |
| 0-90 | 2186 | 100.0% | 100.0% |
| 90-130 | 0 | 0.0% | 0.0% |
| 90-150 | 0 | 0.0% | 0.0% |
| 90-180 | 0 | 0.0% | 0.0% |
| 0-180 | 2186 | 100.0% | 100.0% |

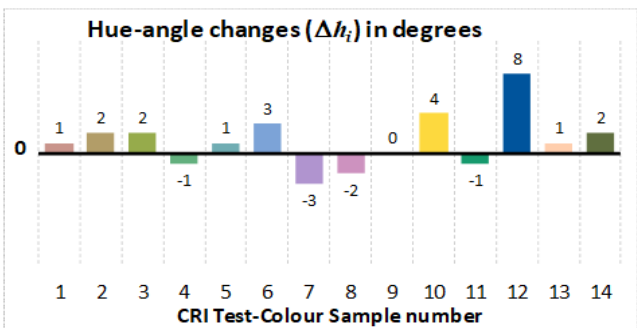
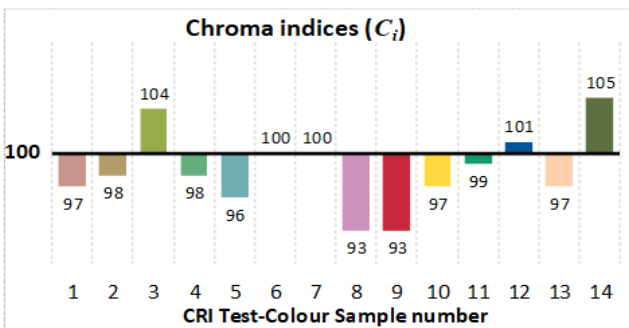
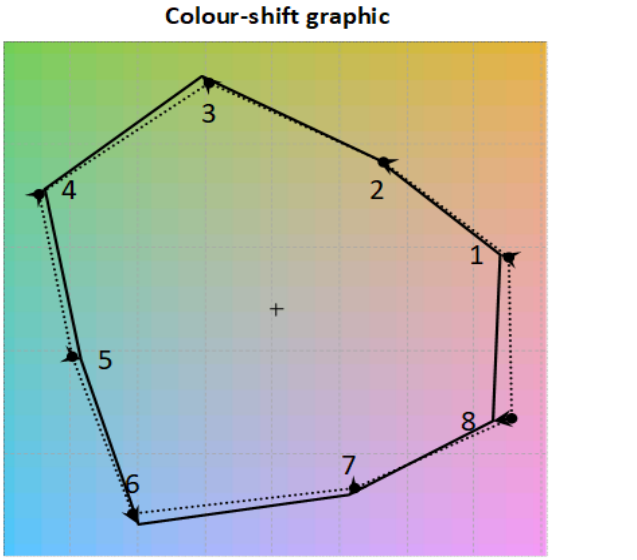
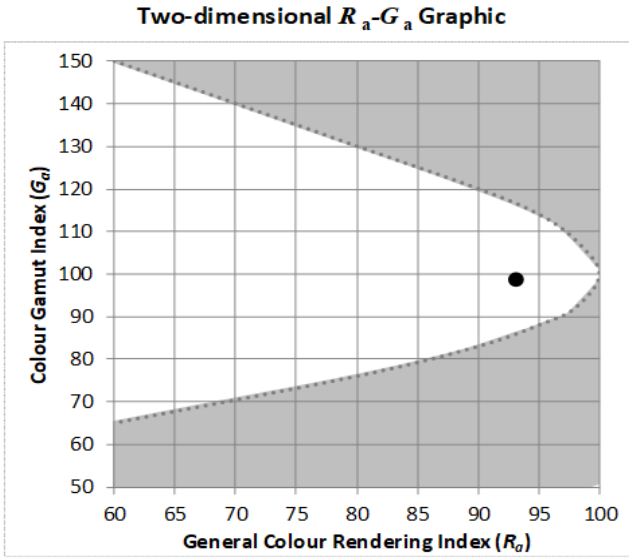
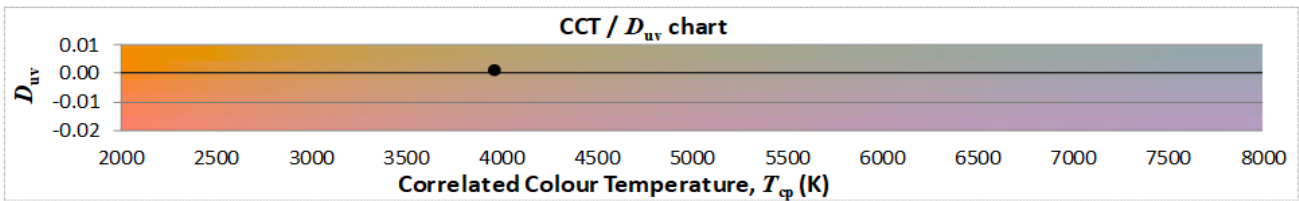
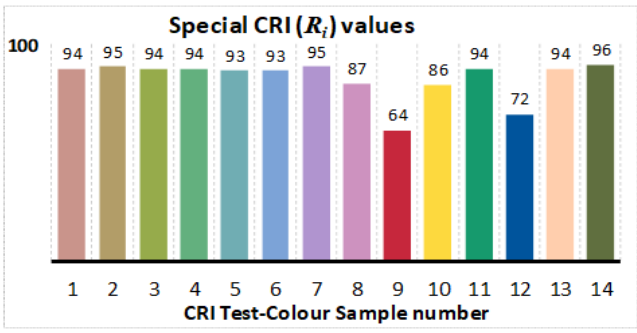
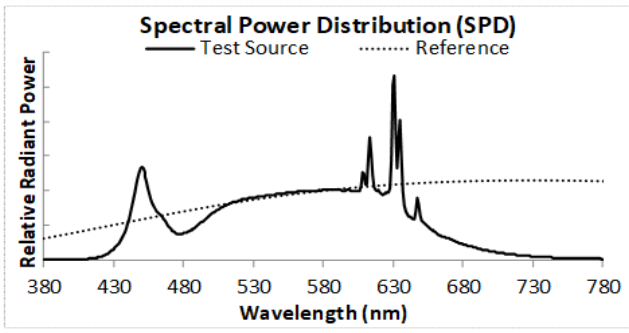


| AVG LUMINANCE (cd/m ²) | | | |
|------------------------------------|------|------|-------|
| | 0 | 45 | 90 |
| 0 | 8178 | 8178 | 8178 |
| 5 | 8048 | 8257 | 8400 |
| 15 | 7849 | 8665 | 9300 |
| 25 | 7495 | 9127 | 10189 |
| 35 | 7055 | 9272 | 10176 |
| 45 | 6590 | 8797 | 9129 |
| 55 | 6050 | 7648 | 7581 |
| 65 | 5171 | 6042 | 5902 |
| 75 | 3837 | 4290 | 4278 |
| 85 | 2123 | 2346 | 2457 |

Output of GLA Calculation Tool for CIE 13.3 CRI and Associated CRI-based Colour Rendition Properties

| | | | |
|---------------------|-------------|----------------------|---------------------|
| Test Number: | T20201108 | Manufacturer: | Ledalite by Signify |
| Date: | 27 Aug 2020 | Model: | TruGroove Suspended |

| | | | |
|---|--------|---|--------|
| Correlated Colour Temperature (T_{cp}) in K | 3969 | CIE1931 chromaticity coordinate, x | 0.3824 |
| Distance to Blackbody Locus (D_{uv}) | 0.0008 | CIE1931 chromaticity coordinate, y | 0.3798 |
| General Colour Rendering Index (R_a) | 93 | CIE1976 chromaticity coordinate, u' | 0.2252 |
| Red Rendering Index (R_9) | 64 | CIE1976 chromaticity coordinate, v' | 0.5032 |
| Colour Gamut Index (G_a) | 99 | | |
| Red Chroma Index (C_9) | 93 | | |



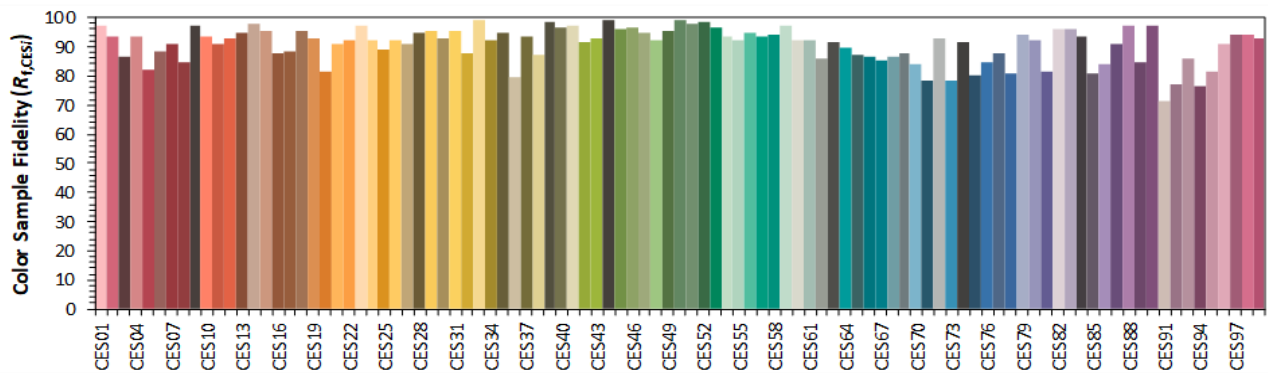
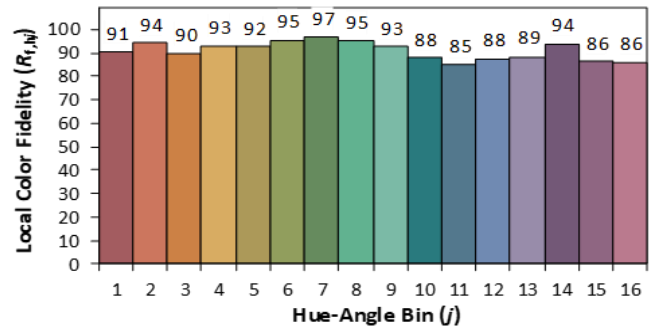
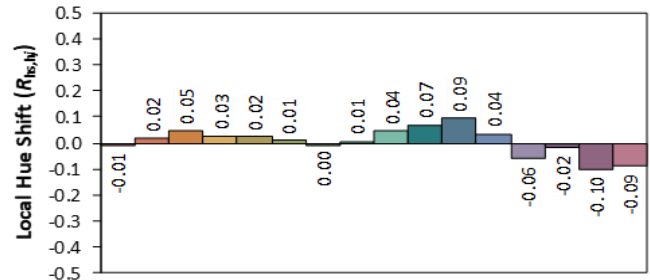
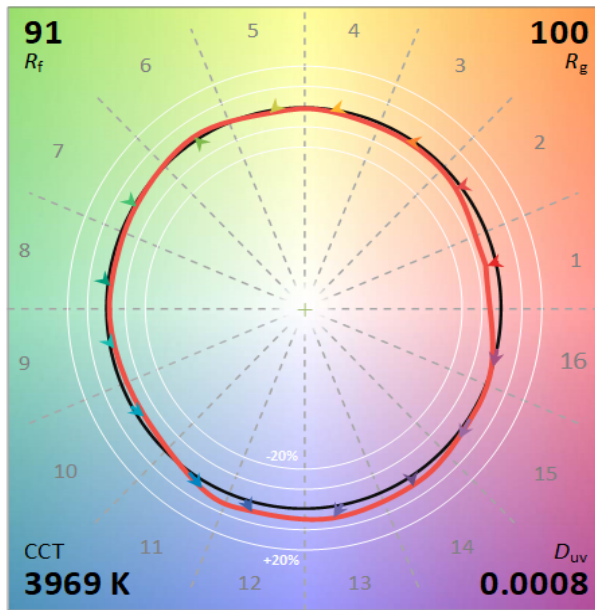
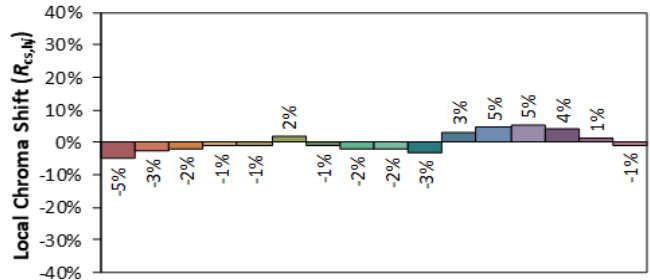
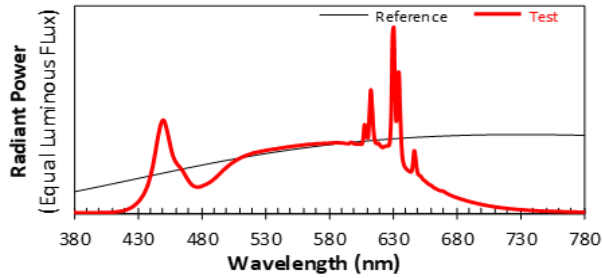
ANSI/IES TM-30-18 Color Rendition Report

Source: T20201108

Manufacturer: Ledalite by Signify

Date: 27 Aug 2020

Model: TruGroove Suspended



Notes: This is a recommended method for displaying ANSI/IES TM-30-18 information.

x 0.3824

y 0.3798

u' 0.2252

v' 0.5032

SPECTRAL POWER DISTRIBUTION

| λ (nm) | SPD | λ (nm) | SPD | λ (nm) | SPD | λ (nm) | SPD | λ (nm) | SPD | λ (nm) | SPD | λ (nm) | SPD | λ (nm) | SPD | λ (nm) | SPD |
|--------|---------|--------|---------|--------|---------|--------|---------|--------|---------|--------|---------|--------|---------|--------|---------|--------|---------|
| 380 | 0.00020 | 425 | 0.00530 | 470 | 0.03250 | 515 | 0.05770 | 560 | 0.06820 | 605 | 0.06890 | 650 | 0.03930 | 695 | 0.00990 | 740 | 0.00240 |
| 381 | 0.00020 | 426 | 0.00600 | 471 | 0.03070 | 516 | 0.05820 | 561 | 0.06850 | 606 | 0.06900 | 651 | 0.03780 | 696 | 0.00960 | 741 | 0.00230 |
| 382 | 0.00020 | 427 | 0.00690 | 472 | 0.02910 | 517 | 0.05860 | 562 | 0.06870 | 607 | 0.07430 | 652 | 0.03700 | 697 | 0.00920 | 742 | 0.00220 |
| 383 | 0.00010 | 428 | 0.00790 | 473 | 0.02790 | 518 | 0.05900 | 563 | 0.06870 | 608 | 0.06870 | 653 | 0.03530 | 698 | 0.00900 | 743 | 0.00210 |
| 384 | 0.00010 | 429 | 0.00900 | 474 | 0.02700 | 519 | 0.05940 | 564 | 0.06890 | 609 | 0.08630 | 654 | 0.03370 | 699 | 0.00870 | 744 | 0.00210 |
| 385 | 0.00010 | 430 | 0.01020 | 475 | 0.02640 | 520 | 0.05990 | 565 | 0.06900 | 610 | 0.07610 | 655 | 0.03250 | 700 | 0.00850 | 745 | 0.00200 |
| 386 | 0.00010 | 431 | 0.01160 | 476 | 0.02610 | 521 | 0.06030 | 566 | 0.06910 | 611 | 0.07560 | 656 | 0.03170 | 701 | 0.00820 | 746 | 0.00190 |
| 387 | 0.00010 | 432 | 0.01330 | 477 | 0.02600 | 522 | 0.06070 | 567 | 0.06910 | 612 | 0.10200 | 657 | 0.03040 | 702 | 0.00790 | 747 | 0.00190 |
| 388 | 0.00020 | 433 | 0.01490 | 478 | 0.02610 | 523 | 0.06070 | 568 | 0.06940 | 613 | 0.12380 | 658 | 0.02920 | 703 | 0.00770 | 748 | 0.00190 |
| 389 | 0.00010 | 434 | 0.01690 | 479 | 0.02620 | 524 | 0.06120 | 569 | 0.06940 | 614 | 0.10790 | 659 | 0.02850 | 704 | 0.00740 | 749 | 0.00180 |
| 390 | 0.00010 | 435 | 0.01900 | 480 | 0.02660 | 525 | 0.06140 | 570 | 0.06960 | 615 | 0.08550 | 660 | 0.02800 | 705 | 0.00720 | 750 | 0.00170 |
| 391 | 0.00010 | 436 | 0.02160 | 481 | 0.02720 | 526 | 0.06180 | 571 | 0.06960 | 616 | 0.07390 | 661 | 0.02700 | 706 | 0.00700 | 751 | 0.00170 |
| 392 | 0.00010 | 437 | 0.02460 | 482 | 0.02760 | 527 | 0.06200 | 572 | 0.06960 | 617 | 0.07020 | 662 | 0.02590 | 707 | 0.00680 | 752 | 0.00170 |
| 393 | 0.00010 | 438 | 0.02780 | 483 | 0.02830 | 528 | 0.06220 | 573 | 0.06970 | 618 | 0.06970 | 663 | 0.02500 | 708 | 0.00660 | 753 | 0.00160 |
| 394 | 0.00010 | 439 | 0.03170 | 484 | 0.02880 | 529 | 0.06240 | 574 | 0.06970 | 619 | 0.07020 | 664 | 0.02430 | 709 | 0.00640 | 754 | 0.00150 |
| 395 | 0.00010 | 440 | 0.03600 | 485 | 0.02950 | 530 | 0.06270 | 575 | 0.06980 | 620 | 0.06840 | 665 | 0.02370 | 710 | 0.00610 | 755 | 0.00150 |
| 396 | 0.00010 | 441 | 0.04130 | 486 | 0.03020 | 531 | 0.06300 | 576 | 0.06990 | 621 | 0.06700 | 666 | 0.02310 | 711 | 0.00600 | 756 | 0.00140 |
| 397 | 0.00010 | 442 | 0.04700 | 487 | 0.03110 | 532 | 0.06310 | 577 | 0.07010 | 622 | 0.06570 | 667 | 0.02250 | 712 | 0.00580 | 757 | 0.00140 |
| 398 | 0.00020 | 443 | 0.05400 | 488 | 0.03190 | 533 | 0.06340 | 578 | 0.06990 | 623 | 0.06620 | 668 | 0.02210 | 713 | 0.00560 | 758 | 0.00130 |
| 399 | 0.00020 | 444 | 0.06100 | 489 | 0.03290 | 534 | 0.06360 | 579 | 0.07010 | 624 | 0.06700 | 669 | 0.02220 | 714 | 0.00540 | 759 | 0.00170 |
| 400 | 0.00020 | 445 | 0.06840 | 490 | 0.03410 | 535 | 0.06370 | 580 | 0.07020 | 625 | 0.06720 | 670 | 0.02170 | 715 | 0.00520 | 760 | 0.00130 |
| 401 | 0.00020 | 446 | 0.07550 | 491 | 0.03490 | 536 | 0.06400 | 581 | 0.07020 | 626 | 0.06740 | 671 | 0.02090 | 716 | 0.00510 | 761 | 0.00120 |
| 402 | 0.00020 | 447 | 0.08220 | 492 | 0.03630 | 537 | 0.06420 | 582 | 0.07030 | 627 | 0.06730 | 672 | 0.02010 | 717 | 0.00490 | 762 | 0.00120 |
| 403 | 0.00020 | 448 | 0.08800 | 493 | 0.03740 | 538 | 0.06430 | 583 | 0.07030 | 628 | 0.07190 | 673 | 0.01930 | 718 | 0.00480 | 763 | 0.00120 |
| 404 | 0.00020 | 449 | 0.09170 | 494 | 0.03870 | 539 | 0.06450 | 584 | 0.07050 | 629 | 0.09990 | 674 | 0.01870 | 719 | 0.00460 | 764 | 0.00110 |
| 405 | 0.00030 | 450 | 0.09340 | 495 | 0.03990 | 540 | 0.06470 | 585 | 0.07060 | 630 | 0.17700 | 675 | 0.01810 | 720 | 0.00450 | 765 | 0.00110 |
| 406 | 0.00030 | 451 | 0.09250 | 496 | 0.04120 | 541 | 0.06510 | 586 | 0.07080 | 631 | 0.18640 | 676 | 0.01750 | 721 | 0.00430 | 766 | 0.00100 |
| 407 | 0.00040 | 452 | 0.08880 | 497 | 0.04240 | 542 | 0.06520 | 587 | 0.07070 | 632 | 0.13060 | 677 | 0.01700 | 722 | 0.00420 | 767 | 0.00100 |
| 408 | 0.00040 | 453 | 0.08410 | 498 | 0.04370 | 543 | 0.06540 | 588 | 0.07060 | 633 | 0.09200 | 678 | 0.01640 | 723 | 0.00410 | 768 | 0.00110 |
| 409 | 0.00050 | 454 | 0.07820 | 499 | 0.04480 | 544 | 0.06550 | 589 | 0.07040 | 634 | 0.11900 | 679 | 0.01600 | 724 | 0.00390 | 769 | 0.00100 |
| 410 | 0.00060 | 455 | 0.07210 | 500 | 0.04590 | 545 | 0.06580 | 590 | 0.07030 | 635 | 0.14160 | 680 | 0.01550 | 725 | 0.00380 | 770 | 0.00090 |
| 411 | 0.00070 | 456 | 0.06620 | 501 | 0.04700 | 546 | 0.06600 | 591 | 0.07020 | 636 | 0.10340 | 681 | 0.01500 | 726 | 0.00370 | 771 | 0.00090 |
| 412 | 0.00080 | 457 | 0.06110 | 502 | 0.04810 | 547 | 0.06610 | 592 | 0.07020 | 637 | 0.06940 | 682 | 0.01460 | 727 | 0.00360 | 772 | 0.00090 |
| 413 | 0.00090 | 458 | 0.05690 | 503 | 0.04910 | 548 | 0.06650 | 593 | 0.07000 | 638 | 0.05440 | 683 | 0.01420 | 728 | 0.00350 | 773 | 0.00090 |
| 414 | 0.00110 | 459 | 0.05380 | 504 | 0.05010 | 549 | 0.06640 | 594 | 0.06980 | 639 | 0.04830 | 684 | 0.01380 | 729 | 0.00330 | 774 | 0.00090 |
| 415 | 0.00120 | 460 | 0.05130 | 505 | 0.05090 | 550 | 0.06660 | 595 | 0.06950 | 640 | 0.04580 | 685 | 0.01340 | 730 | 0.00320 | 775 | 0.00080 |
| 416 | 0.00150 | 461 | 0.04930 | 506 | 0.05170 | 551 | 0.06700 | 596 | 0.06960 | 641 | 0.04410 | 686 | 0.01300 | 731 | 0.00310 | 776 | 0.00070 |
| 417 | 0.00160 | 462 | 0.04780 | 507 | 0.05270 | 552 | 0.06700 | 597 | 0.07090 | 642 | 0.04290 | 687 | 0.01260 | 732 | 0.00300 | 777 | 0.00070 |
| 418 | 0.00200 | 463 | 0.04640 | 508 | 0.05320 | 553 | 0.06720 | 598 | 0.07100 | 643 | 0.04200 | 688 | 0.01220 | 733 | 0.00300 | 778 | 0.00070 |
| 419 | 0.00230 | 464 | 0.04470 | 509 | 0.05410 | 554 | 0.06740 | 599 | 0.07000 | 644 | 0.04130 | 689 | 0.01180 | 734 | 0.00290 | 779 | 0.00070 |
| 420 | 0.00260 | 465 | 0.04290 | 510 | 0.05460 | 555 | 0.06760 | 600 | 0.06950 | 645 | 0.04140 | 690 | 0.01150 | 735 | 0.00280 | 780 | 0.00070 |
| 421 | 0.00300 | 466 | 0.04120 | 511 | 0.05550 | 556 | 0.06770 | 601 | 0.06930 | 646 | 0.04920 | 691 | 0.01120 | 736 | 0.00270 | | |
| 422 | 0.00340 | 467 | 0.03890 | 512 | 0.05610 | 557 | 0.06780 | 602 | 0.06900 | 647 | 0.06250 | 692 | 0.01080 | 737 | 0.00270 | | |
| 423 | 0.00400 | 468 | 0.03670 | 513 | 0.05670 | 558 | 0.06810 | 603 | 0.06920 | 648 | 0.05610 | 693 | 0.01050 | 738 | 0.00250 | | |
| 424 | 0.00460 | 469 | 0.03450 | 514 | 0.05710 | 559 | 0.06820 | 604 | 0.06930 | 649 | 0.04520 | 694 | 0.01020 | 739 | 0.00250 | | |

UNIFIED GLARE RATING

| Reflectances | | | | | | | | | | | |
|----------------|----------------------|------|------|------|------|--------------------|------|------|------|------|------|
| Ceiling Cavity | 70 | 70 | 50 | 50 | 30 | 70 | 70 | 50 | 50 | 30 | |
| Walls | 50 | 30 | 50 | 30 | 30 | 50 | 30 | 50 | 30 | 30 | |
| Floor Cavity | 20 | 20 | 20 | 20 | 20 | 20 | 20 | 20 | 20 | 20 | |
| Room Size | UGR Viewed Crosswise | | | | | UGR Viewed Endwise | | | | | |
| X=2H | Y=2H | 18.1 | 19.7 | 18.5 | 20.0 | 20.3 | 19.1 | 20.7 | 19.5 | 21.0 | 21.3 |
| | 3H | 19.5 | 20.9 | 19.9 | 21.2 | 21.6 | 20.4 | 21.8 | 20.7 | 22.1 | 22.5 |
| | 4H | 19.9 | 21.3 | 20.3 | 21.6 | 22.0 | 20.8 | 22.1 | 21.2 | 22.5 | 22.8 |
| | 6H | 20.2 | 21.4 | 20.6 | 21.8 | 22.2 | 21.0 | 22.3 | 21.4 | 22.6 | 23.0 |
| | 8H | 20.3 | 21.4 | 20.7 | 21.8 | 22.2 | 21.1 | 22.3 | 21.5 | 22.7 | 23.1 |
| | 12H | 20.3 | 21.4 | 20.7 | 21.8 | 22.2 | 21.1 | 22.3 | 21.6 | 22.6 | 23.1 |
| 4H | 2H | 18.8 | 20.1 | 19.2 | 20.5 | 20.9 | 19.6 | 20.9 | 20.0 | 21.3 | 21.6 |
| | 3H | 20.3 | 21.5 | 20.7 | 21.8 | 22.2 | 21.0 | 22.2 | 21.5 | 22.6 | 23.0 |
| | 4H | 20.9 | 21.9 | 21.3 | 22.3 | 22.7 | 21.6 | 22.6 | 22.0 | 23.0 | 23.4 |
| | 6H | 21.2 | 22.1 | 21.7 | 22.5 | 23.0 | 21.9 | 22.8 | 22.4 | 23.2 | 23.7 |
| | 8H | 21.3 | 22.1 | 21.8 | 22.6 | 23.0 | 22.0 | 22.8 | 22.5 | 23.3 | 23.7 |
| | 12H | 21.4 | 22.1 | 21.8 | 22.6 | 23.0 | 22.1 | 22.8 | 22.5 | 23.3 | 23.7 |
| 8H | 4H | 21.1 | 21.9 | 21.6 | 22.4 | 22.8 | 21.7 | 22.5 | 22.2 | 23.0 | 23.5 |
| | 6H | 21.5 | 22.2 | 22.0 | 22.7 | 23.2 | 22.2 | 22.8 | 22.6 | 23.3 | 23.8 |
| | 8H | 21.7 | 22.3 | 22.2 | 22.8 | 23.3 | 22.3 | 22.9 | 22.8 | 23.4 | 23.9 |
| | 12H | 21.7 | 22.3 | 22.2 | 22.8 | 23.3 | 22.4 | 22.9 | 22.9 | 23.4 | 24.0 |
| 12H | 4H | 21.1 | 21.8 | 21.6 | 22.3 | 22.8 | 21.7 | 22.5 | 22.2 | 22.9 | 23.4 |
| | 6H | 21.6 | 22.2 | 22.1 | 22.6 | 23.2 | 22.2 | 22.8 | 22.7 | 23.3 | 23.8 |
| | 8H | 21.7 | 22.3 | 22.2 | 22.7 | 23.3 | 22.3 | 22.9 | 22.8 | 23.4 | 23.9 |

The UGR values have been calculated according to CIE Publ. 117.

Spacing-to-Height-Ratio = 1.00.

The highlighted value refers to the UGR value which the luminaire would have in a reference situation with room dimensions of 4H/8H and degrees of reflectance of 20% for the floor, 50% for the walls and 70% for the ceiling, as recommended by DLC.

The UGR value may vary depending on application specific parameters.